




2020

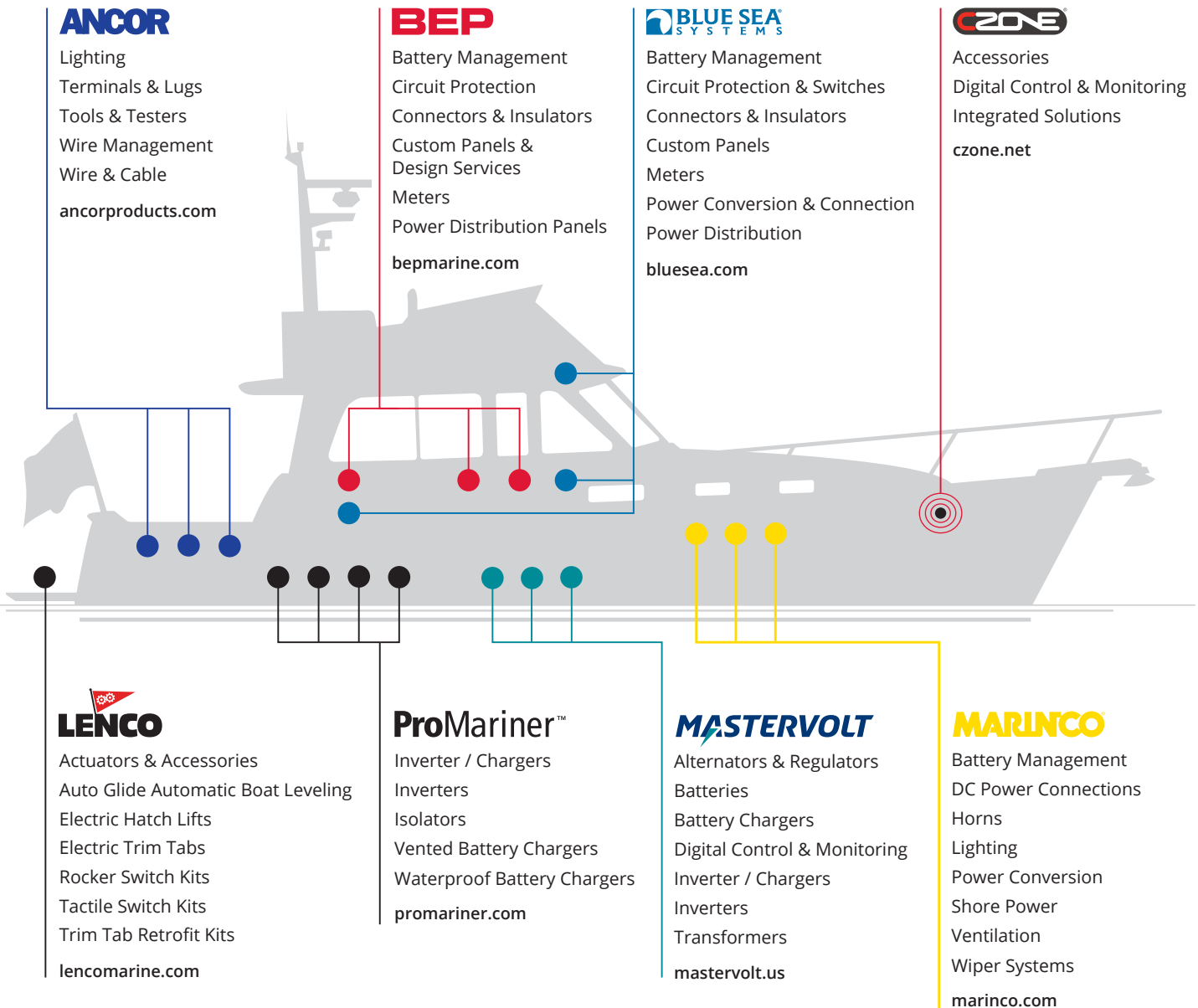
WE MAKE  
THE BEST BOATS  
BETTER!



Actuators & Accessories  
Auto Glide Automatic Boat Leveling  
Electric Hatch Lifts  
Electric Trim Tabs  
Rocker Switch Kits  
Tactile Switch Kits  
Trim Tab Retrofit Kits

For decades Ancor, BEP, Blue Sea Systems, CZone, Lenco, Marinco, Mastervolt and ProMariner have worked independently to provide innovative electrical products. Now the eight companies are working together to offer comprehensive electrical solutions for marine and mobile applications.

## Providing more than products. Providing Solutions.







# What makes Lenco Marine different:

## Company Philosophy

Here at Lenco Marine, we have a passion that can't be taught – it's a commitment to producing quality products and providing excellent customer service that is shared by each and every member of the Lenco team. We work hard every day and are proud to deliver exciting, dependable, environmentally friendly products that will make your time on the water as enjoyable as it should be. Our dedication to quality and attention to detail give every member of the Lenco team the confidence to say, "We make the best boats better!"

## Customer Service

We pride ourselves on providing superior customer experiences. Our Warranty & Technical Support Team are here to handle all Customer requests directly through our factory. Troubleshooting help, part number assistance, warranty claim processing & much more are just a phone call away. We are also proud to announce, as of April 1st, 2019, we have extended our 3 year warranty coverage to 5 years for all standard trim tab applications.

## Product Selection

Lenco Marine is the true industry leader in the marine and boating world, manufacturing not only trim tabs but also electric actuators, hatch lifts, switches and the Auto Glide boat leveling system

## Worldwide Access to Product

A distribution network in multiple countries provides access to products when they are needed

## Information

24-hour access to product information, selection tools, and technical articles online at [lencomarine.com](http://lencomarine.com)

## Quality

Our consistent commitment to producing only the highest quality products has proven to be an essential ingredient for the continued growth of the company



# FEATURED Products

## 17 Hybrid Trim Tab Kits

### 12 & 24-Volt / Single Actuator

Engineered to combine the benefits and features of our Limited Space and Super Strong series. This ultra-compact design utilizes a greater deflection angle creating substantial lift with less surface area.



**15145-101** 4x18, 30'-44' Boat, Single, 12V

**15146-101** 4x24, 42'-52' Boat, Single, 12V

**15147-101** 4x30, 48'-60' Boat, Single, 12V

**15148-101** 4x18, 30'-44' Boat, Single, 24V

**15149-101** 4x24, 42'-52' Boat, Single, 24V

**15150-101** 4x30, 48'-60' Boat, Single, 24V

## 31 LED Indicator (TWO-PIECE)

### Tactile Switch Kit - single actuator

This LED tactile switch kit for single actuator systems has a shortened bezel for consoles which require less depth to mount. Functionality is built into the externally mounted control box and must be mounted separately.



**15270-001** LED Indicator Two-Piece Kit, Single Actuator

## 30 Standard Integrated Switch Kit

### 12 & 24-Volt | Single Actuator Systems

Complete your Lenco single actuator trim tab system with the latest, maintenance-free (ALL-IN-ONE) integrated tactile switch kit design. This switch technology integrates the control box functionality into the key pad bezel.



**15169-001** Standard Integrated Kit, Single Actuator

## 31 LED Indicator (TWO-PIECE)

### Tactile Switch Kit - dual actuator

This LED tactile switch kit for dual actuator systems has a shortened bezel for consoles which require less depth to mount. Functionality is built into the externally mounted control box and must be mounted separately.



**15271-001** LED Indicator Two-Piece Kit, Dual Actuator

## 30 LED Integrated Switch Single Kit

### 12 & 24-Volt | Single & Dual Actuator Systems

This switch technology improves accuracy and integrates the control box functionality into the key pad bezel.

High-intensity LED Indicator displays show the exact position of your trim tabs at all times.




**15170-001** Standard Integrated Kit, Single Actuator

**15171-001** Standard Integrated Kit, Dual Actuator

## 42 120 Lower Mounting Bracket Kit

### For XD and XDS Actuators

To be used in conjunction with XD and XDS Actuator applications. The older style F3 U-shaped stainless steel lower mounting bracket is now discontinued.



**15140-001** 120 Lower Mounting Bracket Kit



## FEATURED Products

### 34 Flybridge Standard Kits

#### For the Standard Integrated Tactile Switch Kit

Second station Standard Key Pad connecting to the (ALL-IN-ONE) Integrated Tactile Switch Kit (part# 15169-001). Add a second station key pad to your Integrated Tactile Switch by plugging into the existing harness.



- 11841-101 Flybridge Standard Kit, 10' (3 m) Harness
- 11841-102 Flybridge Standard Kit, 20' (6.1 m) Harness
- 11841-103 Flybridge Standard Kit, 30' (9.1 m) Harness
- 11841-104 Flybridge Standard Kit, 40' (12.2 m) Harness
- 11841-105 Flybridge Standard Kit, 50' (15.2 m) Harness

### 34 Flybridge LED Indicator Kits

#### For the LED Indicator (TWO-PIECE) Tactile Switch Kit

Second station LED Key Pad connecting to the (TWO-PIECE) Tactile Switch Kit (part# 15270-001 and/or 15271-001). Add this second station key pad to your (TWO-PIECE) Tactile Switch by plugging into the Y Connector Harness.



- 11941-001 Flybridge LED Kit, 10' (3 m) Harness, Y Connector
- 11941-002 Flybridge LED Kit, 20' (6.1 m) Harness, Y Connector
- 11941-003 Flybridge LED Kit, 30' (9.1 m) Harness, Y Connector
- 11941-004 Flybridge LED Kit, 40' (12.2 m) Harness, Y Connector
- 11941-005 Flybridge LED Kit, 50' (15.2 m) Harness, Y Connector

### 34 Flybridge LED Indicator Kits

#### For the LED Indicator Integrated Tactile Switch Kit

Second station LED Key Pad connecting to the (ALL-IN-ONE) Integrated Tactile Switch Kit. (part# 15170-001 and/or 15171-001) Add this second station key pad to your Integrated Tactile Switch by plugging into the existing harness.



- 11841-001 Flybridge LED Kit, 10' (3 m) Harness
- 11841-002 Flybridge LED Kit, 20' (6.1 m) Harness
- 11841-003 Flybridge LED Kit, 30' (9.1 m) Harness
- 11841-004 Flybridge LED Kit, 40' (12.2 m) Harness
- 11841-005 Flybridge LED Kit, 50' (15.2 m) Harness

## NEW Product

### 43 HD Heavy-Duty Actuator

The Lenco HD Heavy-Duty Actuator is designed to push twice the weight as its 101 and 102 actuator predecessors. It is intended to be used in conjunction with multiple Lenco trim tab systems. Boat lengths up to 80'



- 15158-001 Kit, HD Actuator, 2 1/4" stroke, 6' cable, 12V
- 15159-001 Kit, HD Actuator, 2 1/4" stroke, 6' cable, 24V
- 15160-001 Kit, HD Actuator, 4 1/4" stroke, 6' cable, 12V
- 15161-001 Kit, HD Actuator, 4 1/4" stroke, 6' cable, 24V

# Table of Contents

## ELECTRIC TRIM TAB KITS

Standard Mount Kits	10
Edge Mount Kits	11
Complete Trim Tab Kits	12
Limited Space Kits	13
Airboat Trim Tab Kit	13
Standard Performance Kits	14
Heavy Duty Performance	14
Extreme Duty Performance	15
High Performance Kits	16, 17
Super Strong Kits	18
Trim Tab Selection Guide	19



## AUTO GLIDE SYSTEM & ACCESSORIES

Auto Glide Aftermarket Kit	26
Auto Glide Key Pad	26
Auto Glide Control Box	26
Control Box Harness	26
CAN Bus 1-NMEA 2000 Adapter	26, 27
CAN Bus 2-NMEA 2000 GPS	26, 27
NMEA 2000 GPS Antenna Only	26, 27
NMEA 2000 Tee Connector Only	26, 27
Female Terminating Resistor	26, 27
Male Terminating Resistor	26, 27
2.5' NMEA 2000 Power Cable	26, 27
Smartcraft/Merc Adapter	27
Command Lnk/Yam Adapter	27
J1939 Adapter Cable	27
CAN Bus 2-NMEA 2000 Network	27
30260 Series Extension Cables	27
Auto Glide 2nd Station Kits	27
Replacement 2nd Station Key Pad	27
NMEA 2000 GPS Antenna Kit	27
15' (4.6 m) GPS Extension Kit	27
Ext. Cable for CAN Bus 2	27
CAN Bus Splitter Connector Hub	27
GPS Antenna Mounting Bracket	27
Power Pigtales	27
Control Box Mounting Bracket	27



## SWITCH & FLYBRIDGE KITS AND ACCESSORIES

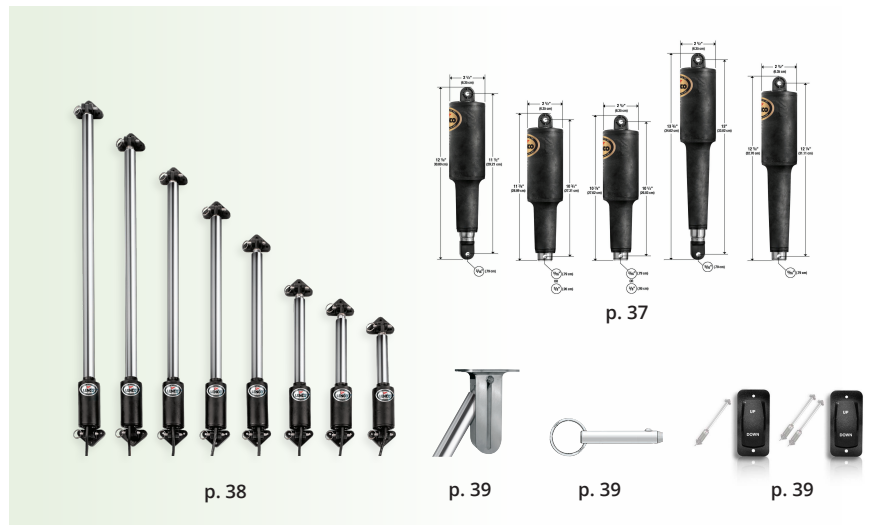
Standard Integrated Switch	30
LED Integrated Switches	30
LED (TWO-PIECE) Switch Single	31
LED (TWO-PIECE) Switch Dual	31
Double Rocker Single w/o Pigtail	31
Double Rocker Switch Single	32
Double Rocker Switch Dual	32
Airboat Trim Tab Rocker Switch	32
Hatch Lift Rocker Switch Single	33, 39
Hatch Lift Rocker Switch Dual	33, 39
Flybridge Standard (ALL-IN-ONE)	34
Flybridge LED (ALL-IN-ONE)	34
Flybridge LED (TWO-PIECE)	34





## ACTUATORS & HATCH LIFTS

Trim Tab Actuator Guide	36
101 Standard Actuator	37
101 XD Actuator	37
101 XDS (Short) Actuator	37
102 Actuator	37
102 HD/XD Actuator	37
Electric Hatch Lifts 12-Volt	38
Electric Hatch Lifts 24-Volt	38
Stainless Steel bracket	39
Stainless Steel Pull Pin	39
Hatch Lift Rocker Switch Single	33, 39
Hatch Lift Rocker Switch Dual	33, 39




## REPLACEMENT PARTS & TRIM TAB ACCESSORIES

Bennett Hydraulic to Lenco Electric	40
Limited Space Replacement Blades	41
Most Common Replacement Blades	41
All Other Series Replacement Blades	41
120 Lower Mounting Bracket	42
Upper Mounting Bracket with Gland Seal	42
Standard Upper Bracket with Gland Seal	42
7 Degree Mounting Shim	42
Standard Lower Mounting Bracket	42
Compact Upper Bracket with Gland Seal	42
Hinge & Upper Bracket Screws	42
Actuator Replacement Hardware	42
101 Actuator Hardware	42
Remote Gland Seal Kit	42
3 3/4" & 1 7/8" Sacrificial Anodes	42
Deutsch Plug Kit (Pack of 5)	42
Deutsch Receptacle Kit (Pack of 5)	42
Deutsch Plug Electrical Repair Kit	42
Actuator Extension Harnesses	42
Replacement Hatch Lift Pull Pin	43
Delrin Mounting Pins	43
36" & 7" Power Pigtail for Switches	43
72" Power Pigtail for Control Box	43
Flybridge Key Pad Extension Harnesses	43
Replacement Y Connector Harness	43
HD Heavy Duty Actuator	43



## APPENDIX & INDEX

Part Number Index	45, 46
-------------------	--------



# ELECTRIC TRIM TAB KITS

## Standard Mount Kits

10



Ideal for most common style boats from center console fishing boats to cuddy cabin cruisers. Boat lengths 14' (4.3 m) to 69' (21 m).

## Edge Mount Kits

11



Designed for boat applications where a lower actuator mounting height is desirable.

## Limited Space Kits

13



Engineered to fit behind ladders. This unique design gives you all the benefits of a standard tab in an ultra compact design.

## LENCO ELECTRIC TRIM TABS

Trim tabs make the single most important difference in the way your boat rides and performs. They are optional on some boats but should be as standard as power trim and tilt. Lenco trim tabs make your boat ride smoother, drier, faster and with increased safety whether on a small skiff or a mega-yacht.



INSTANT  
RESPONSE



FUEL  
EFFICIENT



100%  
ELECTRIC



ECO  
FRIENDLY



PLUG  
& PLAY



AUTO GLIDE  
COMPATIBLE



MADE IN  
THE USA



# ELECTRIC TRIM TAB KITS

## Airboat Kits

13



The world's first Airboat specific design. The planing surface provides greater lift and less drag. Engineered to prevent the tab from digging in during hard turns resulting in a safer ride.

## High Performance Kits

17



The Heavy Duty series is designed & built for the boats that need extra strength to support them in rougher water at higher speeds.

## Super Strong Kits

18



This Super Strong design is for sport fishing, large cruising and commercial vessels.



## Standard Mount Trim Tab Kits

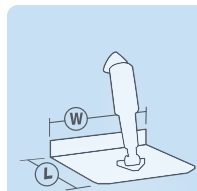
### 12-Volt

The series that started the electric revolution! Our original Trim Tab design and still the most popular series we build. Ideal for most common style boats from center console fishing boats to cuddy cabin cruisers. Boat lengths 14' (4.3 m) to 69' (21 m).



15001-101

Blades are constructed of 12-gauge (2.7 mm) laser cut 304 stainless steel with a 5/8" (1.6 cm) flared trailing edge & 1/8" (3.2 mm) diameter hinge pin. Upper and lower high impact corrosion proof mounting brackets with mechanical cable gland seal.



#### SIZE DESCRIPTION

L = Length of tab  
W = Width of hinge

Size description to be used with chart below.

#### Kits include:

- (2) 12-gauge stainless steel standard finish blades
- (2) 15054-001 actuators with 6' (1.8 m) leads and Deutsch connectors
- (2) 30133-103 actuator extension wiring harnesses - 20' (6.1 m) length
- (2) 15085-001 upper mounting brackets with gland seal
- (2) 50014-001 lower mounting brackets
- Lenco owner's/installation manual
- Stainless steel mounting hardware

## Electro-Polished Standard Mount Trim Tab Kits

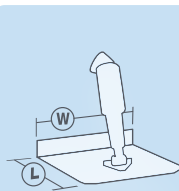
### 12-Volt

All the same features of the Standard Mount series with the addition of Electro-Polished blades. Electro-Polish adds a mirror finish and the ultimate corrosion protection. Boat lengths 16' (4.9 m) to 30' (9.1 m).



15113-101

Blades are constructed of Electro-Polished 12-gauge (2.7 mm) laser cut 304 stainless steel with a 5/8" (1.6 cm) flared trailing edge & 1/8" (3.2 mm) diameter hinge pin. Upper and lower high impact corrosion proof mounting brackets with mechanical cable gland seal.



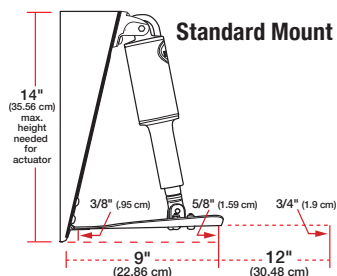
#### SIZE DESCRIPTION

L = Length of tab  
W = Width of hinge

Size description to be used with chart below.

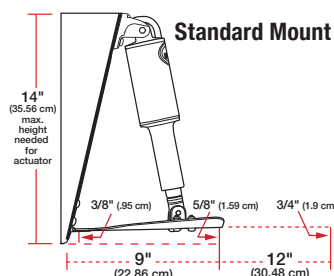
#### Kits include:

- (2) 12-gauge stainless steel Electro-Polished blades
- (2) 15054-001 actuators with 6' (1.8 m) leads and Deutsch connectors
- (2) 30133-103 actuator extension wiring harnesses - 20' (6.1 m) length
- (2) 15085-001 upper mounting brackets with gland seal
- (2) 50014-001 lower mounting brackets
- Lenco owner's/installation manual
- Stainless steel mounting hardware



Standard Mount

Retail Box  
See check-list below



Standard Mount

Retail Box  
See check-list below



### Standard Mount Trim Tab Kits - 12-Volt

Lenco Part#	L" X W"	Boat Length	Hinge Height	Min Transom Height	Retail Box
15000-101	9" X 9"	14' - 18'	2" (5.1 cm)	14" (35.6 cm)	✓
15001-101	9" X 12"	16' - 25'	2" (5.1 cm)	14" (35.6 cm)	✓
15002-101	9" X 18"	22' - 30'	2" (5.1 cm)	14" (35.6 cm)	-
15003-101	9" X 24"	26' - 40'	1" (2.5 cm)	14" (35.6 cm)	-
15004-101	9" X 30"	30' - 50'	1" (2.5 cm)	14" (35.6 cm)	-
15005-101	9" X 36"	34' - 65'	1" (2.5 cm)	14" (35.6 cm)	-
15007-101	12" X 12"	17' - 30'	2" (5.1 cm)	14" (35.6 cm)	✓
15008-101	12" X 18"	26' - 36'	2" (5.1 cm)	14" (35.6 cm)	-
15009-101	12" X 24"	30' - 44'	1" (2.5 cm)	14" (35.6 cm)	-
15010-101	12" X 30"	34' - 54'	1" (2.5 cm)	14" (35.6 cm)	-
15011-101	12" X 36"	38' - 69'	1" (2.5 cm)	14" (35.6 cm)	-

### SWITCH KITS SOLD SEPARATELY


See pages 30-32.

### Standard Mount Electro-Polished Trim Tab Kits - 12-Volt

Lenco Part#	L" X W"	Boat Length	Hinge Height	Min Transom Height	Retail Box
15113-101	9" X 12"	16' - 25'	2" (5.1 cm)	14" (35.6 cm)	✓
15114-101	12" X 12"	17' - 30'	2" (5.1 cm)	14" (35.6 cm)	✓

### SWITCH KITS SOLD SEPARATELY

See pages 30-32.





## Edge Mount Trim Tab Kits

### 12-Volt

Designed for boat applications where a lower actuator mounting height is desirable. Actuator mounts at the trailing edge of the blade giving it a ½" (1.3 cm) lower mounting height on 9" (22.9 cm) long blades & 3" (7.6 cm) lower mounting height on 12" (30.5 cm) long blades. All edges are turned up for added strength and style. Boat lengths 14' (4.3 m) to 36' (11 m).

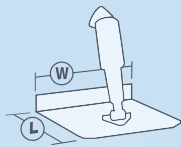


15016-101

Blades are constructed of 12-gauge (2.7 mm) laser cut 304 stainless steel with 1" (2.5 cm) turned up edges and a 5 degree taper on both sides to the trailing edge, & 1/8" (3.2 mm) diameter hinge pin. Upper and lower high impact corrosion proof mounting brackets with mechanical cable gland seal.

#### Kits include:

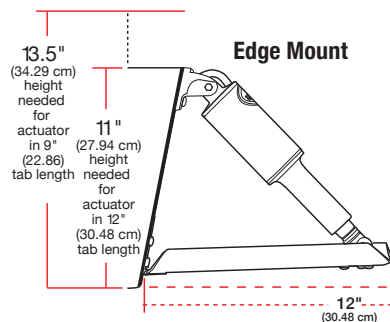
- (2) 12-gauge stainless steel standard finish blades
- (2) 15054-001 actuators with 6' (1.8 m) leads and Deutsch connectors
- (2) 30133-103 actuator extension wiring harnesses - 20' (6.1 m) length
- (2) 15085-001 upper mounting brackets with gland seal
- (2) 50014-001 lower mounting brackets
- Lenco owner's/installation manual
- Stainless steel mounting hardware



#### SIZE DESCRIPTION

L = Length of tab  
W = Width of hinge

Size description to be used with chart below.



Edge Mount

Retail Box  
See check-list below

## Electro-Polished Edge Mount Trim Tab Kits

### 12-Volt

All the same features of the Edge Mount series with the addition of Electro-Polished blades. Electro-Polish adds a mirror finish and the ultimate corrosion protection. Actuator mounts at the trailing edge of these 12" (30.5 cm) blades giving them a 3" (7.6 cm) lower mounting height. Boat Lengths 14' (4.3 m) to 30' (9.1 m).

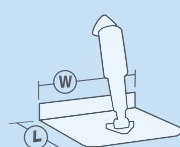


15116-101

Blades are constructed of Electro-Polished 12-gauge (2.7 mm) laser cut 304 stainless steel with a 1" (2.5 cm) turned up edges and a 5 degree taper on both sides to the trailing edge & 1/8" (3.2 mm) diameter hinge pin. Upper and lower high impact corrosion proof mounting brackets with mechanical cable gland seal.

#### Kits include:

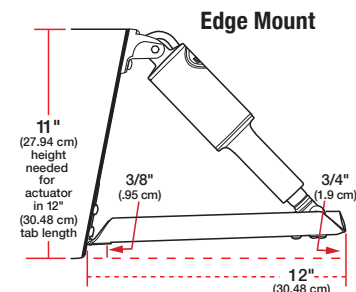
- (2) 12-gauge stainless steel Electro-Polished blades
- (2) 15054-001 actuators with 6' (1.8 m) leads and Deutsch connectors
- (2) 30133-103 actuator extension wiring harnesses - 20' (6.1 m) length
- (2) 15085-001 upper mounting brackets with gland seal
- (2) 50014-001 lower mounting brackets
- Lenco owner's/installation manual
- Stainless steel mounting hardware



#### SIZE DESCRIPTION

L = Length of tab  
W = Width of hinge

Size description to be used with chart below.



Edge Mount

Retail Box  
See check-list below

### Edge Mount Trim Tab Kits - 12-volt

Lenco Part#	L" X W"	Boat Length	Hinge Height	Min. Transom Height	Retail Box
15013-101	9" X 9"	14' - 18'	2" (5.1 cm)	13.5" (34.3 cm)	✓
15014-101	9" X 12"	16' - 25'	2" (5.1 cm)	13.5" (34.3 cm)	✓
15015-101	12" X 9"	14' - 18'	2" (5.1 cm)	11" (27.9 cm)	✓
15016-101	12" X 12"	17' - 30'	2" (5.1 cm)	11" (27.9 cm)	✓
15017-101	12" X 18"	26' - 36'	2" (5.1 cm)	11" (27.9 cm)	-

#### SWITCH KITS SOLD SEPARATELY

See pages 30-32.

### Edge Mount Electro-Polished Trim Tab Kits - 12-Volt

Lenco Part#	L" X W"	Boat Length	Hinge Height	Min Transom Height	Retail Box
15115-101	12" X 9"	14' - 18'	2" (5.1 cm)	11" (27.9 cm)	✓
15116-101	12" X 12"	17' - 30'	2" (5.1 cm)	11" (27.9 cm)	✓

#### SWITCH KITS SOLD SEPARATELY

See pages 30-32.

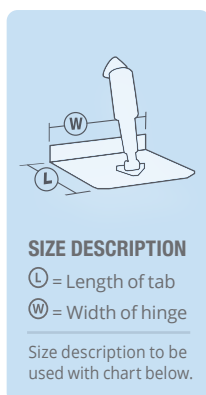
## Complete Standard Trim Tab Kits

### 12-Volt

Everything you need in one box! The Standard trim tab kit with the added benefit of having the integrated switch choice & power connector all included. Boat lengths 16' (4.9 m) to 30' (9.1 m).



Blades are constructed of 12-gauge (2.7 mm) laser cut 304 stainless steel with a 5/8" (1.6 cm) flared trailing edge & 1/8" (3.2 mm) diameter hinge pin. Upper and lower high impact corrosion proof mounting brackets with mechanical cable gland seal. Switch included.



#### Kits include:

- (1) Switch Kit - Choose Double Rocker, Standard Integrated or LED Integrated
- (2) 12-gauge stainless steel standard finish blades
- (2) 15054-001 actuators with 6' (1.8 m) leads and Deutsch connectors
- (2) 30133-103 actuator extension wiring harnesses - 20' (6.1 m) length
- (2) 15085-001 upper mounting brackets with gland seal
- (2) 50014-001 lower mounting brackets
- Lenco owner's/installation manual
- Stainless steel mounting hardware

## Complete Edge Mount Trim Tab Kits

### 12-Volt

Everything you need in one box! The Edge Mount trim tab kit with the added benefit of having the integrated switch choice & power connector all included. Boat lengths 17' (5.2 m) to 30' (9.1 m).

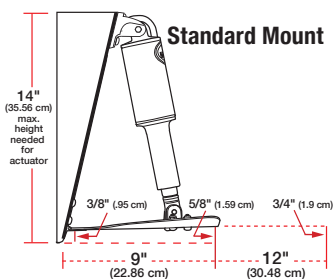


Blades are constructed of 12-gauge (2.7 mm) laser cut 304 stainless steel with a 1" (2.5 cm) turned up edges and a 5 degree taper on both sides to the trailing edge & 1/8" (3.2 mm) diameter hinge pin. Upper and lower high impact corrosion proof mounting brackets with mechanical cable gland seal. Switch included.



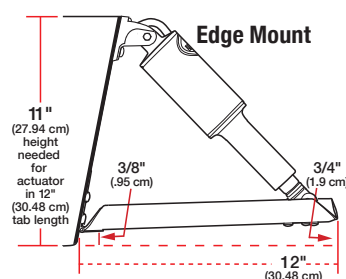
#### Kits include:

- (1) Switch Kit - Choose Double Rocker, Standard Integrated or LED Integrated
- (2) 12-gauge stainless steel standard finish blades
- (2) 15054-001 actuators with 6' (1.8 m) leads and Deutsch connectors
- (2) 30133-103 actuator extension wiring harnesses - 20' (6.1 m) length
- (2) 15085-001 upper mounting brackets with gland seal
- (2) 50014-001 lower mounting brackets
- Lenco owner's/installation manual
- Stainless steel mounting hardware



#### Retail Box

Packaged with all kits shown



#### Retail Box

Packaged with all kits shown



Lenco Part#	L" X W"	Kit Description	Switch Kit Included
15101-104	9" X 12"	Standard	Double Rocker Switch
15104-102	9" X 12"	Standard	Standard Integrated Switch
15108-103	9" X 12"	Standard	LED Integrated Switch
15103-104	12" X 12"	Standard	Double Rocker Switch
15105-102	12" X 12"	Standard	Standard Integrated Switch
15109-103	12" X 12"	Standard	LED Integrated Switch

Lenco Part#	L" X W"	Kit Description	Switch Kit Included
15102-104	12" X 12"	Edge Mount	Double Rocker Switch
15106-102	12" X 12"	Edge Mount	Standard Integrated Switch
15110-103	12" X 12"	Edge Mount	LED Integrated Switch

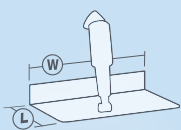
## LS-Limited Space Trim Tab Kits

### 12-Volt TWO STYLES TO CHOOSE FROM

Engineered to fit behind ladders. This unique design gives you all the benefits of a standard tab in an ultra compact design. These kits are updated with 11-gauge stainless steel blades. Boat lengths 14' (4.3 m) to 25' (7.6 m).



Blades are constructed of a stronger 11-gauge laser cut 304 stainless steel and 3/8" (9.5 mm) diameter hinge pin. Upper and lower high impact corrosion proof mounting brackets with mechanical cable gland seal.



#### SIZE DESCRIPTION

L = Length of tab

W = Width of hinge

Size description to be used with chart below.

#### Kits include:

- (2) 11-gauge stainless steel blades with option of standard finish or Electro-Polish finish
- (2) actuators with 6' (1.8 m) lead and Deutsch connectors
- (2) 30133-103 actuator extension wiring harnesses - 20' (6.1 m) length
- (2) 15085-001 upper mounting brackets with gland seal
- Lower mounting brackets included
- Lenco owner's/installation manual
- Stainless steel mounting hardware



Lenco Part#	L" X W"	Min. Transom Height	Hinge Height	Actuators In Kit	Blade Finish
15125-101	4" X 12"	14.5" (36.8 cm)	2" (5.1 cm)	15054-001 Standard	Standard
15126-101	4" X 12"	14.5" (36.8 cm)	2" (5.1 cm)	15054-001 Standard	EP
15052-101	4" X 12"	13" (33 cm)	2" (5.1 cm)	15057-001 XDS	Standard
15088-101	4" X 12"	13" (33 cm)	2" (5.1 cm)	15057-001 XDS	EP

## SWITCH KITS SOLD SEPARATELY

See pages 30-32.


## Airboat Trim Tab Kit

### 12-Volt

The world's first Airboat specific design. The planing surface provides greater lift and less drag. Engineered to prevent the tab from digging in during hard turns resulting in a safer ride.



Blade is constructed of 12-gauge (2.7 mm) laser cut 304 stainless steel with a welded on stainless steel adjustable lower actuator mounting bracket & 1/8" (3.2 mm) diameter hinge pin. High impact corrosion proof upper mounting bracket with mechanical cable gland seal.



#### SIZE DESCRIPTION

L = Length of tab

W = Width of hinge

Size description to be used with chart below.

#### Kit includes:

- (1) 12-gauge stainless steel standard finish blade with 2" (5.1 cm) hinge height
- (1) actuator with 6' (1.8 m) lead and Deutsch connector
- (1) 30133-002 actuator extension wiring harness - 14' (4.3 m) length
- (1) 15085-001 upper mounting bracket with gland seal
- Lower mounting bracket included
- Lenco owner's/installation manual
- Stainless steel mounting hardware

Lenco Part#	L" X W"	Actuator In Kit	Description
15112-101	9" X 14"	15055-001	Airboat Kit without Switch

## SPECIAL AIRBOAT SWITCH SOLD SEPARATELY



### Airboat Trim Tab Switch

**Recommended** (See page 32)

Airboat Single Rocker Switch with Deutsch Receptacle. & (2) 30" (76.2 cm) Non-Terminated Power Leads - Clamshell Packaged

**15095-001**



## Standard Performance Trim Tab Kits

### 12-Volt


Our first series designed specifically for performance. This system comes equipped with a thicker reinforced hinge and complimented with an Electro-Polished finish for added quality and protection. Boat lengths 13' (4 m) to 40' (12.2 m).



15037-101  
Electro-Polished



Blades are constructed of Electro-Polished 12-gauge (2.7 mm) laser cut 304 stainless steel with 1" (2.5 cm) turned up edges and a 5 degree taper on the inside, heavy duty hinge with 1/4" (6.4 mm) diameter hinge pin.



#### SIZE DESCRIPTION

L = Length of tab  
W = Width of hinge

Size description to be used with chart below.

#### Kits include:

- (2) 12-gauge stainless steel Electro-Polished blades
- (2) 15054-001 actuators with 6' (1.8 m) leads & Deutsch connectors
- (2) 30133-103 actuator extension wiring harnesses - 20' (6.1 m) length
- (2) 15085-001 upper mounting brackets with gland seal
- (2) 50014-001 lower mounting brackets
- Lenco owner's/installation manual
- Stainless steel mounting hardware

Lenco Part#	L" X W"	Boat Length	Hinge Height	Min. Transom Height
15034-101	9" x 9"	13' - 20'	2" (5.1 cm)	13.5" (34.3 cm)
15035-101	9" x 12"	16' - 26'	2" (5.1 cm)	13.5" (34.3 cm)
15036-101	12" x 9"	16' - 26'	2" (5.1 cm)	11" (27.9 cm)
15037-101	12" x 12"	18' - 32'	2" (5.1 cm)	11" (27.9 cm)
15038-101	14" x 12"	19' - 34'	2" (5.1 cm)	11" (27.9 cm)
15039-101	16" x 12"	20' - 36'	2" (5.1 cm)	11" (27.9 cm)
15040-101	18" x 14"	22' - 40'	2" (5.1 cm)	11" (27.9 cm)

### SWITCH KITS SOLD SEPARATELY

See pages 30-32.

## Heavy Duty (HD) Performance Trim Tab Kits

### 12-Volt

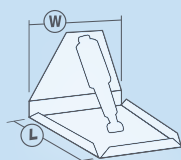
The Heavy Duty series is designed & built for the boats that need extra strength to support them in rougher water at higher speeds. Boat lengths 18' (5.5 m) to 42' (12.8 m).



15043-101  
Electro-Polished



Blades are constructed of Electro-Polished 12-gauge (2.7 mm) laser cut 304 stainless steel with 1" (2.5 cm) turned up edges and a 5 degree taper on the inside, heavy duty hinge with 1/4" (6.4 mm) diameter hinge pin. Full transom back plate with welded on stainless steel upper & adjustable lower actuator mounting brackets, 5/16" (.8 cm) stainless steel mounting bolts & mechanical strain-relief cable seals. 3.75" (9.5 cm) sacrificial anodes installed.



#### SIZE DESCRIPTION

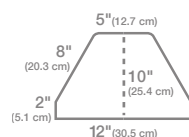
L = Length of tab  
W = Width of hinge

Size description to be used with chart below.

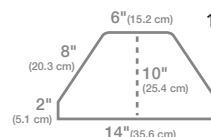
#### Kits include:

- (2) 12-gauge stainless steel Electro-Polished blades
- (2) 15055-001 XD Extreme Duty actuators with 6' (1.8 m) leads & Deutsch connectors
- (2) 30133-103 actuator extension wiring harnesses - 20' (6.1 m) length
- Lenco owner's/installation manual
- **Note: Boat-mounting hardware to be supplied by the customer**

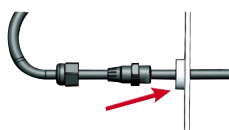
#### Back Plate Dimensions



15041-101  
15042-101  
15043-101



15044-101



The actuator leads pass through the water-tight mechanical strain-relief cable seal and the back plate before passing through the transom. This applies to all products with back plates.

Lenco Part#	L" X W"	Boat Length	Min. Transom Height
15041-101	12" X 12"	18' - 34'	10.5" (26.7 cm)
15042-101	14" X 12"	19' - 36'	10.5" (26.7 cm)
15043-101	16" X 12"	20' - 38'	10.5" (26.7 cm)
15044-101	18" X 14"	22' - 42'	10.5" (26.7 cm)

### SWITCH KITS SOLD SEPARATELY

See pages 30-32.



## Extreme Duty (XD) Performance Trim Tab Kit

### 12-Volt / Single Actuator

The only single actuator Extreme Duty design offered. This kit is similar to our Heavy Duty Performance series with a thicker, stronger blade for those boaters who run hard in extreme conditions. Boat lengths 20' (6.1 m) to 40' (12.2 m).

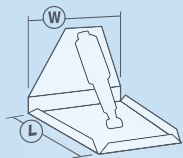


SHIPPED  
FULLY  
ASSEMBLED

5  
YEAR  
WARRANTY

15045-101  
Electro-Polished

Blades are constructed of Electro-Polished 10-gauge (3.4 mm) laser cut 304 stainless steel with 1" (2.5 cm) turned up edges and a 5 degree taper on the inside, heavy duty hinge with 3/8" (9.5 mm) diameter hinge pin. Full transom back plate with mechanical strain-relief cable seals, welded on stainless steel upper & adjustable lower actuator mounting brackets, 3/8" (9.5 mm) stainless steel mounting bolts. 3.75" (9.5 cm) sacrificial anodes installed.



#### SIZE DESCRIPTION

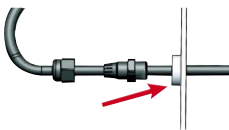
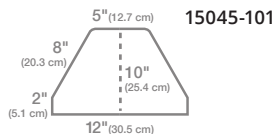
Ⓛ = Length of tab  
Ⓜ = Width of hinge

Size description to be used with chart below.

#### Kits include:

- (2) 10-gauge stainless steel Electro-Polished blades
- (2) 15056-001 XD Extreme Duty actuators with 6' (1.8 m) leads & Deutsch connectors
- Lenco owner's/installation manual
- **Note: Boat-mounting hardware to be supplied by the customer**
- **Note: Actuator extension harnesses not in kits, must be purchased separately (2 required) See page 42**

#### Back Plate Dimensions



The actuator leads pass through the water-tight mechanical strain-relief cable seal and the back plate before passing through the transom. This applies to all products with back plates.

Lenco Part#	L" X W"	Boat Length	Min. Transom Height
15045-101	17" x 12"	20' - 40'	10.5" (26.7 cm)

#### SWITCH KITS SOLD SEPARATELY

See pages 30-32.

## Extreme Duty (XD) Performance Trim Tab Kit

### 12-Volt / Dual Actuator

All the robust features of our single actuator XD series with twice the actuator power for larger, faster boats that don't back away from rough conditions. Boat lengths 23' (7 m) to 50' (15.2 m).

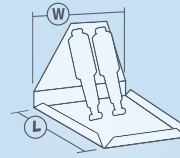


SHIPPED  
FULLY  
ASSEMBLED

5  
YEAR  
WARRANTY

15046-101  
Electro-Polished

Blades are constructed of Electro-Polished 10-gauge (3.4 mm) laser cut 304 stainless steel with 1" (2.5 cm) turned up edges and a 5 degree taper on the inside, heavy duty hinge with 3/8" (9.5 mm) diameter hinge pin. Full transom back plate with mechanical strain-relief cable seals, welded on stainless steel upper & adjustable lower actuator mounting brackets, 3/8" (9.5 mm) stainless steel mounting bolts. 3.75" (9.5 cm) sacrificial anodes installed.



#### SIZE DESCRIPTION

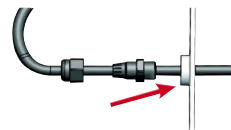
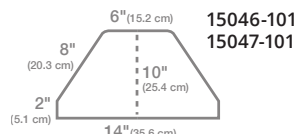
Ⓛ = Length of tab  
Ⓜ = Width of hinge

Size description to be used with chart below.

#### Kits include:

- (2) 10-gauge stainless steel Electro-Polished blades
- (4) 15056-001 XD Extreme Duty actuators with 6' (1.8 m) leads & Deutsch connectors
- Lenco owner's/installation manual
- **Note: Boat-mounting hardware to be supplied by the customer**
- **Note: Actuator extension harnesses not in kits, must be purchased separately (4 required) See page 42**

#### Back Plate Dimensions



The actuator leads pass through the water-tight mechanical strain-relief cable seal and the back plate before passing through the transom. This applies to all products with back plates.

Lenco Part#	L" X W"	Boat Length	Min. Transom Height
15046-101	19" x 14"	23' - 45'	10.5" (26.7 cm)
15047-101	24" x 14"	25' - 50'	10.5" (26.7 cm)

#### SWITCH KITS SOLD SEPARATELY

See pages 30-32.

## WHAT IS ELECTRO-POLISHING?

Electro-Polishing is a process that improves the surface finish of our 304 stainless steel trim tab blades. Electro-Polishing delivers a smoother, more reflective surface than our standard mill finish and improves surface cleanability. Electro-Polishing dissolves free iron, inclusions, and embedded particles from the surface of our trim tabs. Lenco's in-house process improves the near-surface chemistry of the material, and promotes the formation of an improved corrosion resistant surface layer.




A

- Surface Contaminants
- Chromium & Nickel
- Steel


The raw form of all stainless steel has a mixture of unwanted surface contaminants such as iron and much needed elements such as chromium & nickel.

B



An electrical charge is added in order to remove unwanted surface contaminants and concentrate the chromium & nickel at the surface.

C



What is left is a stainless steel that has become much more impervious to the environment with an aesthetically pleasing "BLING" appeal.

## BENEFITS OF ELECTRO-POLISHING

- Removes iron and potential contaminants from the surface of our trim tabs.
- Removes a small amount of material from the surface of our trim tab blades, also removing small burrs.
- Enhances the chromium and nickel content providing added resistance against environmental factors such as air, fresh and salt water.
- Polishes areas inaccessible by any other polishing methods.
- Provides a clean and smooth surface that is aesthetically pleasing.

## High Performance (HP) Trim Tab Kits

### 12-Volt / Single Actuator

This powerful, unique series is designed for multiple engine applications with limited transom space. The contoured blade design allows for extra space for engines to turn as well as decreasing and preventing cavitation to the props. Boat lengths 16' (4.9 m) to 40' (12.2 m).

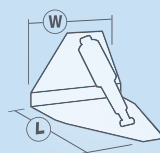


15049-101  
Electro-Polished

SHIPPED  
FULLY  
ASSEMBLED

5  
YEAR  
WARRANTY

Blades are constructed of Electro-Polished 7-gauge (4.6 mm) laser cut 304 stainless steel with heavy duty hinge with 3/8" (9.5 mm) diameter hinge pin. Full transom back plate with mechanical strain-relief cable seals, welded on stainless steel upper & adjustable lower actuator mounting brackets, 3/8" (9.5 mm) stainless steel mounting bolts. 3.75" (9.5 cm) sacrificial anodes installed.



### SIZE DESCRIPTION

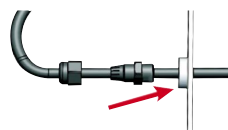
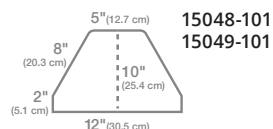
- Ⓛ = Length of tab
- Ⓦ = Width of hinge

Size description to be used with chart below.

### Kits include:

- (2) 7-gauge stainless steel Electro-Polished blades
- (2) 15056-001 XD Extreme Duty actuators with 6' (1.8 m) leads & Deutsch connectors
- Lenco owner's/installation manual
- **Note: Boat-mounting hardware to be supplied by the customer**
- **Note: Actuator extension harnesses not in kits, must be purchased separately (2 required) See page 42**

### Back Plate Dimensions



The actuator leads pass through the water-tight mechanical strain-relief cable seal and the back plate before passing through the transom. This applies to all products with back plates.

Lenco Part#	L" X W"	Boat Length	Min. Transom Height
15048-101	14" x 12"	16' - 32'	10.5" (26.7 cm)
15049-101	18" x 12"	20' - 40'	10.5" (26.7 cm)

### SWITCH KITS SOLD SEPARATELY

See pages 30-32.

## High Performance (HP) Trim Tab Kits

### 12-Volt / Dual Actuator

Same powerful features and unique blade design as the single HP series with double the actuator support for larger, faster boats.  
Boat lengths 24' (7.3 m) to 52' (15.8 m).



SHIPPED  
FULLY  
ASSEMBLED

5  
YEAR  
WARRANTY

15051-101  
Electro-Polished

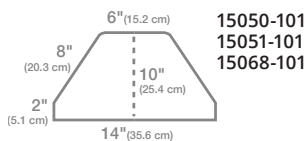
Blades are constructed of Electro-Polished 7-gauge (4.6 mm) laser cut 304 stainless steel, heavy duty hinge with 3/8" (9.5 mm) diameter hinge pin. Full transom back plate with mechanical strain-relief cable seals, welded on stainless steel upper & adjustable lower actuator mounting brackets, 3/8" (9.5 mm) stainless steel mounting bolts. 3.75" (9.5 cm) sacrificial anodes installed.



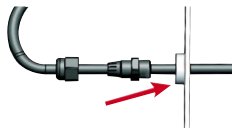
#### Kits include:

- (2) 7-gauge stainless steel Electro-Polished blades
- (4) 15056-001 XD Extreme Duty actuators with 6' (1.8 m) leads & Deutsch connectors
- Lenco owner's/installation manual
- **Note: Boat-mounting hardware to be supplied by the customer**
- **Note: Actuator extension harnesses not in kits, must be purchased separately (4 required) See page 42**

#### Back Plate Dimensions



15050-101  
15051-101  
15068-101



The actuator leads pass through the water-tight mechanical strain-relief cable seal and the back plate before passing through the transom. This applies to all products with back plates.

Lenco Part#	L" X W"	Boat Length	Min. Transom Height
15050-101	21" x 14"	24' - 42'	10.5" (26.7 cm)
15051-101	25" x 14"	28' - 46'	10.5" (26.7 cm)
15068-101	29" x 14"	30' - 52'	10.5" (26.7 cm)

#### SWITCH KITS SOLD SEPARATELY

See pages 30-32.

## Hybrid Trim Tab Kits

### 12 & 24-Volt / Single Actuator

Engineered to combine the benefits and features of our Limited Space and Super Strong series. This ultra-compact design utilizes a greater deflection angle creating substantial lift with less surface area.  
Boat lengths 30' (9.1 m) to 60' (18.3 m).



5  
YEAR  
WARRANTY

Blades constructed of 7-gauge (4.6 mm) laser cut 304 stainless steel with 3/8" (9.5 mm) diameter hinge pin. High impact corrosion proof upper and lower mounting brackets with mechanical gland cable seal, 5/16" (.8 cm) upper and lower stainless steel mounting bolts. Also includes (2) 3.75" (9.5 cm) sacrificial anodes installed.



#### Kits include:

- (2) 7-gauge stainless steel blades with standard finish
- (2) Standard actuators with 6' (1.8 m) lead and Deutsch connectors
- (2) 15085-001 upper mounting brackets with gland seal
- (2) 50014-001 lower mounting brackets
- Lenco owner's/installation manual
- Stainless steel mounting hardware
- **Note: Actuator extension harnesses not in kits, must be purchased separately (2 required) See page 42**

#### Single Actuator System - 12-Volt

Lenco Part#	L" X W"	Boat Length
15145-101	4" x 18"	30' - 44'
15146-101	4" x 24"	42' - 52'
15147-101	4" x 30"	48' - 60'

#### Single Actuator System - 24-Volt

Lenco Part#	L" X W"	Boat Length
15148-101	4" x 18"	30' - 44'
15149-101	4" x 24"	42' - 52'
15150-101	4" x 30"	48' - 60'

#### SWITCH KITS SOLD SEPARATELY

See pages 30-32.

## Super Strong Trim Tab Kits

### 12 & 24-Volt / Single Actuator

This Super Strong design is for sport fishing, large cruising and commercial vessels. This series has a completely flat blade design which reduces spray giving you a clean, dry ride. Boat lengths 24' (7.3 m) to 52' (15.8 m).



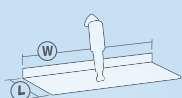
15018-101



Blades are constructed of 7-gauge (4.6 mm) laser cut 304 stainless steel with 3/8" (9.5 mm) diameter hinge pin. High impact corrosion proof upper and lower mounting brackets with mechanical gland cable seal, 5/16" (.8 cm) upper and 3/8" (9.5 mm) lower stainless steel mounting bolts. 3.75" (9.5 cm) sacrificial anodes installed.

#### Kits include:

- (2) 7-gauge stainless steel standard finish blades
- (2) 15056-002 12-Volt (15063-002 for 24-Volt) XD Extreme Duty actuators with 6' (1.8 m) & Deutsch connectors
- (2) 15140-001 120 Lower Mounting Brackets
- Lenco owner's/installation manual
- Stainless steel mounting hardware
- **Note: Actuator extension harnesses not in kits, must be purchased separately (2 required) See page 42**



#### SIZE DESCRIPTION

- L = Length of tab  
 W = Width of hinge

Size description to be used with chart below.

Single Actuator System - 12-Volt		
Lenco Part#	L" X W"	Boat Length
15018-101	12" x 18"	24' - 40'
15019-101	12" x 24"	27' - 44'
15020-101	12" x 30"	30' - 48'
15021-101	12" x 36"	33' - 52'
Single Actuator System - 24-Volt		
Lenco Part#	L" X W"	Boat Length
15026-101	12" x 18"	24' - 40'
15027-101	12" x 24"	27' - 44'
15028-101	12" x 30"	30' - 48'
15029-101	12" x 36"	33' - 52'

### SWITCH KITS & HARNESSES SOLD SEPARATELY

For Switch Kits see pages 30-32.

Harnesses on page 42.

## Super Strong Trim Tab Kits

### 12 & 24-Volt / Dual Actuator

Offering the same features as our single system, this series gives you a longer blade design with dual actuator support for those large vessels needing that extra lift. Boat lengths 35' (10.6 m) to 80' (24.4 m).



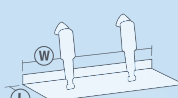
15022-101



Blades are constructed of 7-gauge (4.6 mm) laser cut 304 stainless steel with 3/8" (9.5 mm) diameter hinge pin. High impact corrosion proof upper and lower mounting brackets with mechanical gland cable seal, 5/16" (.8 cm) upper and 3/8" (9.5 mm) lower stainless steel mounting bolts. 3.75" (9.5 cm) sacrificial anodes installed.

#### Kits include:

- (2) 7-gauge stainless steel standard finish blades
- (4) 15056-002 12-Volt (15063-002 for 24-Volt) XD Extreme Duty actuators with 6' (1.8 m) & Deutsch connectors
- (4) 15140-001 120 Lower Mounting Brackets
- Lenco owner's/installation manual
- Stainless steel mounting hardware
- **Note: Actuator extension harnesses not in kits, must be purchased separately (4 required) See page 42**



#### SIZE DESCRIPTION

- L = Length of tab  
 W = Width of hinge

Size description to be used with chart below.

Dual Actuator System - 12-Volt		
Lenco Part#	L" X W"	Boat Length
15022-101	16" x 24"	35' - 50'
15023-101	16" x 30"	40' - 60'
15024-101	16" x 36"	45' - 70'
15025-101	16" x 42"	50' - 80'
Dual Actuator System - 24-Volt		
Lenco Part#	L" X W"	Boat Length
15030-101	16" x 24"	35' - 50'
15031-101	16" x 30"	40' - 60'
15032-101	16" x 36"	45' - 70'
15033-101	16" x 42"	50' - 80'

### SWITCH KITS & HARNESSES SOLD SEPARATELY

For Switch Kits see pages 30-32.

Harnesses on page 42.



1



Lenco's switch technology improves accuracy & integrates control box functionality into the key pad bezel.

2



These 36" Power Pigtails work with any of our single actuator trim tab system kits (14 Awg wires with DTP Plug).

3

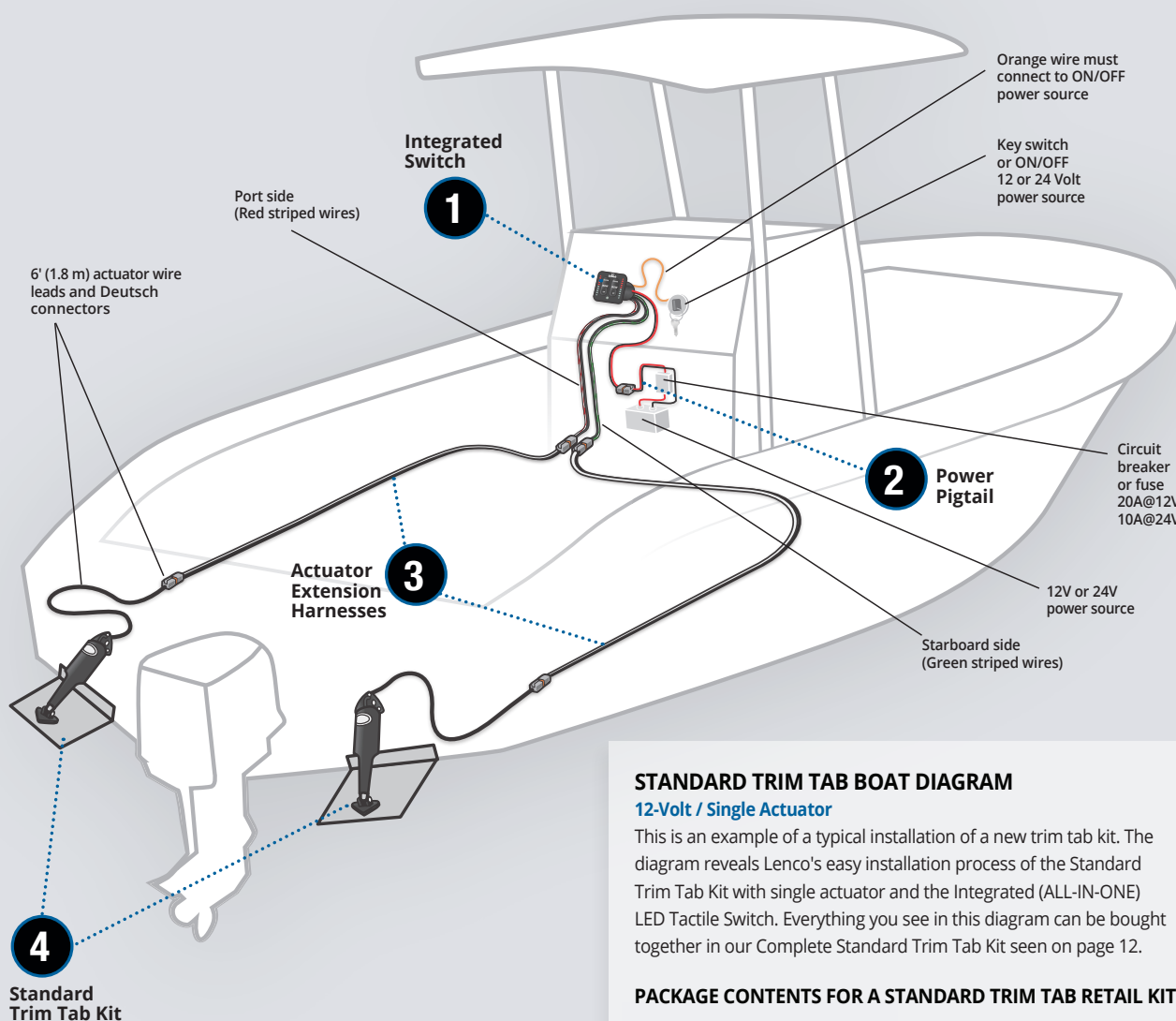


20' Deutsch Connected Actuator Extension Harnesses work with any of our trim tab system kits (14 Awg wires).

4



Our original Standard Trim Tab kit comes with two actuators with 6' leads, Deutsch connectors, blades and hardware.



For complete installation instructions please see our owners manual or visit our troubleshooting page at [lencomarine.com](http://lencomarine.com)





# LENCO TRIM TAB SELECTION GUIDE

## 3 EASY STEPS TO FIND YOUR TRIM TAB SYSTEM KIT

### step 1

Choose the appropriate minimum transom height of your motor boat.

### step 2

Choose the appropriate overall length of your motor boat.

### step 3

Choose your desired trim tab L" x W" from the available choices.

All boat configurations are different. Using this selection guide, choose the largest trim tab that fits your particular boat. For additional information visit [www.lencomarine.com](http://www.lencomarine.com)

Minimum Transom Height Required	Overall Boat Length	L"xW" Trim Tab Dimensions	Lenco Part #
14"	14' - 18'	 9" x 9" Standard Mount	15000-101
	19' - 24'	 9" x 12" Standard Mount	15001-101
	25' - 30'	 12" x 12" Standard Mount	15007-101
13.5"	14' - 17'	 9" x 9" Edge Mount	15013-101
	18' - 25'	 9" x 12" Edge Mount	15014-101
11"	14' - 18'	 12" x 9" Edge Mount	15015-101
	19' - 30'	 12" x 12" Edge Mount	15016-101



▶ **WE MAKE THE BEST BOATS BETTER!**  
For additional trim tab information visit us at [lencomarine.com](http://lencomarine.com)







# AUTO GLIDE KITS

## Auto Glide Automatic Boat Leveling System

24



Auto Glide provides hands-free, automatic trim control, enhanced performance & increased fuel efficiency.

## Auto Glide Replacement Parts


26



We have a large selection of replacements parts available for the Auto Glide Boat Leveling System.

## Auto Glide Adapter Cables

27



Our wide variety of Auto Glide Adapter Cables allow for customizable system installations.

## Auto Glide NMEA 2000 Network Accessories

27



NEMA 2000 Network accessories are available to allow for installation on vessels with or without an existing NEMA 2000 network.

## AUTOMATIC BOAT LEVELING SYSTEM

The Lenco Auto Glide helps take your mind off of balancing your boat and back to enjoying your time on the water. Your budget will be balanced as well with the world's best fuel efficiency features. Balance your time, your boat and your budget with the Lenco Auto Glide Boat Leveling System.

Auto Glide Pitch Correction



Auto Glide Roll Correction



FUEL  
EFFICIENT



100%  
COMPATIBLE



GPS  
TECHNOLOGY



ECO  
FRIENDLY



PLUG  
& PLAY



PRODUCT  
CERTIFIED



MADE IN  
THE USA





# AUTO GLIDE KITS

## Auto Glide 2nd Station Kits


27



Auto Glide second station kits allow for complete operation of your system from multiple locations on your vessel.

## Auto Glide GPS & Accessories

27



Stand-alone GPS installation or integration with your current NEMA 2000 network are both options with our full line of NEMA 2000 network components.

## Auto Glide Control Box Accessories

27



Auto Glide control box accessories make installation simple, even in difficult mounting locations.





## AUTO GLIDE BOAT LEVELING SYSTEM

The Lenco Auto Glide helps take your mind off of balancing your boat and back to enjoying your time on the water. Your budget will be balanced as well with the world's best fuel efficiency features. Balance your time, your boat and your budget with the Lenco Auto Glide Boat Leveling System.



### Hands Free Trim Tab Control for the Best Ride on the Water

Auto Glide is the most advanced automatic trim tab control system ever developed for the marine industry. First introduced in 2009 by Lenco Marine, Auto Glide has the sophisticated features to optimize the performance of your boat.

### What is Auto Glide

Auto Glide is an automatic boat leveling system that uses sophisticated accelerometers, gyroscopes, and advanced software to optimize the performance of the vessel. Auto Glide keeps the boat level at all times regardless of cruising speeds. It has the ability to utilize GPS data and engine data to make the vessel run at the most efficient running angle.



The proper use of trim tabs makes a tremendous difference in boat performance. We have developed Auto Glide to maximize the benefits of trim tabs while simplifying operation and control. Auto Glide is constantly working to make your boat the best it can be - offering a softer, smoother and more comfortable ride.

### Intuitive design and control

Auto Glide operation is simple and intuitive. The integrated keypad provides automatic or manual control of the trim tabs. Favorite settings can be programmed and saved based on user preference. Auto Glide can connect to the **NMEA 2000 network**, so trim tab position can be displayed on a NMEA 2000 multi-function screen. In addition, Auto Glide has built in diagnostics. In the event of a system issue, the keypad LED lights will flash indicating an error code.



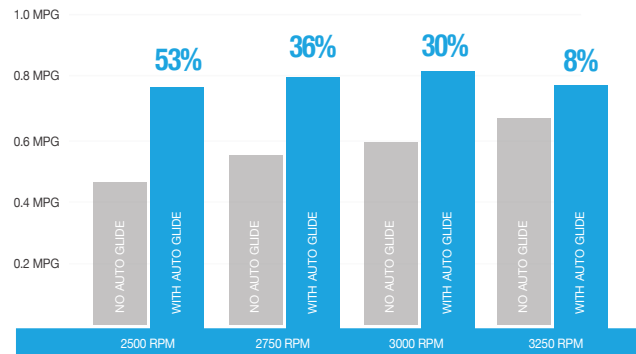
## Enhance boat performance with Auto Glide

Auto Glide improves the performance of the boat, and optimizes the ride in any conditions. Some of the benefits of Auto Glide are:

- ▶ Automatic pitch and roll corrections.
- ▶ Automatically trims boat to the most fuel efficient position.
- ▶ Takes the trim tab operation out of the hands of the operator while allowing for manual override at the touch of a button.
- ▶ Reduces time to plane.
- ▶ Does not adjust during turns, allowing boat to roll naturally.
- ▶ Safety - Minimizes bow rise and improves boat's hole shot performance.
- ▶ Built-in automatic trim tab retraction.
- ▶ Waterproof key pad and control box.
- ▶ Three custom settings: "Hold" mode and (2) "Favorite" modes.
- ▶ Increase in fuel savings.
- ▶ Can be installed on any boat with Lenco electric actuators.
- ▶ Fast and easy installation.

## Fuel efficiency at its best

Auto Glide uses data it receives 25 times a second to monitor changes in the GPS speed and engine RPM to automatically put your boat in its most fuel efficient cruising position.



*"All of the system adjustments achieve two very important objectives. One of course is fuel economy but the more important one to us is a more stable and comfortable ride particularly in rough seas."*

*Bill Hayward*

**Bill Hayward**  
Cruisers Yacht 48'



\* Fuel saving results are based on Cruisers Yachts 48 Cantius with a Volvo D6, 600 IPS, EVC, 435 horsepower engine. Results may vary depending on boat type & engine configuration.



## AUTO GLIDE AFTERMARKET KIT CONTENTS



30254-001D

### Replacement Parts

30255-001 or  
30256-00130248-001 or  
30247-001

30259-001D



30262-001D



30266-001



30281-001D



30267-001D



30268-001D



30268-002D

30140-001D or  
10249-001

Retail Box

### Auto Glide Aftermarket Kits for Boats with Existing NMEA 2000 Networks

(Does not Include GPS Antenna & NMEA 2000 Network)

	<b>15504-101</b>	Kit Without GPS Antenna or Network - For Single Actuator Trim Tab Systems
	<b>15505-101</b>	Kit Without GPS Antenna or Network - For Dual Actuator Trim Tab Systems

### Auto Glide Aftermarket Kits For Boats without Existing NMEA 2000 Networks

(Includes GPS Antenna & NMEA 2000 Network)

	<b>15500-101</b>	Kit With GPS Antenna or Network - For Single Actuator Trim Tab Systems
	<b>15501-101</b>	Kit With GPS Antenna or Network - For Dual Actuator Trim Tab Systems



## AUTO GLIDE CONTENTS & REPLACEMENT COMPARISON CHART

Lenco Part #	Description of Contents	15500-101 Single Actuator Kit (Quantity in Kit)	15501-101 Dual Actuator Kit (Quantity in Kit)	15504-101 Single Actuator Kit (Quantity in Kit)	15505-101 Dual Actuator Kit (Quantity in Kit)
30254-001D	Auto Glide Key Pad Control	1	1	1	1
30255-001	Auto Glide Control Box - For Single Actuator Trim Tab System	1	N/A	1	N/A
30256-001	Auto Glide Control Box - For Dual Actuator Trim Tab System	N/A	1	N/A	1
30248-001	Auto Glide Control Box Harness - For Single Actuator Trim Tab System	1	N/A	1	N/A
30247-001	Auto Glide Control Box Harness - For Dual Actuator Trim Tab System	N/A	1	N/A	1
30259-001D	CAN bus # 1 NMEA 2000 CABLE - 2.5' (76.2 cm)	1	1	1	1
30262-001D	CAN bus # 2 GPS / NMEA 2000 Network Adapter Cable Assembly - 2.5' (76.2 cm)	1	1	N/A	N/A
30266-001	NMEA 2000 (16 CH) GPS Antenna Only	1	1	N/A	N/A
30267-001D	Tee Connector Only	3	3	N/A	N/A
30268-001D	Terminating Resistor - Female - 120 ohm	2	2	N/A	N/A
30268-002D	Terminating Resistor - Male - 120 ohm	1	1	N/A	N/A
30281-001D	Power Cable - NMEA 2000 Network - 2.5' (76.2 cm)	1	1	N/A	N/A
30140-001D	Single Actuator Power Pigtail	1	N/A	1	N/A
10249-001	Dual Actuator Power Pigtail	N/A	1	N/A	1








## AUTO GLIDE ACCESSORIES



### AUTO GLIDE™ Adapter Cables

Thumbnail Image	Lenco Part #	Description
	<b>30246-001D</b>	ADAPTER CABLE FOR SMARTCRAFT / MERCURY - 2.5' (76.2 cm)
	<b>30252-001D</b>	ADAPTER CABLE FOR COMMAND LINK / YAMAHA - 2.5' (76.2 cm)
	<b>30277-001D</b>	ADAPTER CABLE FOR J1939 - 2.5' (76.2 cm)
	<b>30259-001D</b>	CAN bus # 1 NMEA 2000 CABLE - 2.5' (76.2 cm)
	<b>30257-001D</b>	CAN bus # 2 GPS / NMEA 2000 GPS ADAPTER - 2.5' (76.2 cm) Use when connecting to NMEA 2000 GPS Antenna / Receiver.
30260 Series Extension Cables for Engine Adapter Cable, CAN 1 & CAN 2 are terminated with 4 pin male to 4 pin female Deutsch connectors		
	<b>30260-001D</b>	5' (1.5 m) Extension Cable - Deutsch connectors
	<b>30260-002D</b>	10' (3 m) Extension Cable - Deutsch connectors
	<b>30260-003</b>	20' (6.1 m) Extension Cable - Deutsch connectors
	<b>30260-004</b>	30' (9.1 m) Extension Cable - Deutsch connectors
	<b>30260-005</b>	40' (12.2 m) Extension Cable - Deutsch connectors
	<b>30260-006</b>	50' (15.2 m) Extension Cable - Deutsch connectors
	<b>30262-001D</b>	CAN bus # 2 GPS / NMEA 2000 NETWORK ADAPTER CABLE ASSEMBLY - 2.5' Use when connecting to NMEA 2000 Network (For longer lengths, use GPS vendor's extension or # 30269-001D.)

### AUTO GLIDE™ NMEA 2000 Network Accessories

Thumbnail Image	Lenco Part #	Description
	<b>11201-001</b>	NMEA 2000 NETWORK KIT Contents: (1) Power Cable, (5) Tee Connectors and (1) Male / (1) Female Resistor
	<b>30267-001D</b>	TEE CONNECTOR ONLY
	<b>30268-001D</b>	FEMALE TERMINATING RESISTOR 120 ohm
	<b>30268-002D</b>	MALE TERMINATING RESISTOR 120 ohm
	<b>30281-001D</b>	POWER CABLE NMEA 2000 NETWORK - 2.5' (76.2 cm)





### AUTO GLIDE™ 2nd Station Kits

Thumbnail Image	Lenco Part #	Description
All (5) Kits seen here include key pad, splitter connector and extension cable		
	<b>11202-001</b>	2ND STATION KIT with 10' (3 m) Extension Cable
	<b>11202-002</b>	2ND STATION KIT with 20' (6.1 m) Extension Cable
	<b>11202-003</b>	2ND STATION KIT with 30' (9.1 m) Extension Cable
	<b>11202-004</b>	2ND STATION KIT with 40' (12.2 m) Extension Cable
	<b>11202-005</b>	2ND STATION KIT with 50' (15.2 m) Extension Cable
	<b>30254-002D</b>	Replacement 2ND STATION KEY PAD ONLY (must only be used at the 2nd station helm)

### AUTO GLIDE™ GPS & Accessories

Thumbnail Image	Lenco Part #	Description
	<b>11103-001</b>	NMEA 2000 (16 CH) GPS ANTENNA / RECEIVER KIT Contents: (1) GPS Antenna, (1) Tee Connector and (1) Female Resistor
	<b>30266-001</b>	NMEA 2000 (16 CH) GPS ANTENNA ONLY
	<b>15503-101</b>	15' (4.6 m) GPS ANTENNA EXTENSION KIT Contents: (1) 15' (4.6 m) Extension Cable, (1) Tee Connector and (1) Female Resistor
	<b>30269-003D</b>	2' (60.9 cm) EXT. CABLE FOR CAN bus 2 (Network System) NMEA Female to NMEA Male
	<b>30269-002D</b>	6' (1.8 m) EXT. CABLE FOR CAN bus # 2
	<b>30269-001D</b>	15' (4.6 m) EXT. CABLE FOR CAN bus # 2
	<b>30258-001D</b>	CAN bus SPLITTER CONNECTOR HUB - 6" (15.2 cm)
	<b>70567-001</b>	GPS ANTENNA / RECEIVER MOUNTING BRACKET Stainless Steel with mounting screws

### AUTO GLIDE™ Control Box Accessories

Thumbnail Image	Lenco Part #	Description
	<b>30140-001D</b>	36" (91.4 cm) Power Pigtail for Single Actuator Systems
	<b>30140-202D</b>	72" (182 cm) Power Pigtail for Single Actuator Systems
	<b>10249-001</b>	72" (182 cm) Power Pigtail for Dual Actuator Systems
	<b>70568-001</b>	Auto Glide Control Box Mounting Bracket Stainless Steel with mounting screws

# SWITCH & FLYBRIDGE KITS & ACCESSORIES

## Standard Integrated Kit



Complete your Lenco single actuator trim tab system with the latest, maintenance-free, Standard (ALL-IN-ONE) integrated tactile switch kit design.

## LED Integrated Switch Kit



Complete your Lenco single actuator trim tab system with the latest, maintenance-free, LED Indicator (ALL-IN-ONE) integrated tactile switch kit design.

## LED (TWO-PIECE) Switch Kit



This LED tactile switch kit for single actuator systems has a shortened bezel for consoles which require less depth to mount.

## LENCO SWITCH KITS

Lenco's tactile switches are the most innovative trim tab switches on the market today. Lenco is now introducing 4 of it's most inovative switch kits to date. Lenco switches provide instant response at the touch of a button allowing customers to position and balance their boat with ease.



INSTANT  
RESPONSE



100%  
ELECTRIC



PLUG  
& PLAY



PRODUCT  
CERTIFIED



MADE IN  
THE USA



# SWITCH & FLYBRIDGE KITS & ACCESSORIES

## Rocker Switch Kit



Double Rocker Switch available for Standard Trim Tabs, Standard & HD Performance Tabs (single actuator versions). Does not have our Retractor feature. Includes Deutsch connectors, 36" power pigtail and mounting hardware.

## Airboat Switch



Single Rocker Switch with Deutsch connector and two 30" (76.2 cm) non-terminated power leads.

## Hatch Lift Switch



Single Rocker Switch for hatch lifts with two 30" non-terminated power leads.

## Flybridge Switch Kits



Second station Standard Key Pad connecting to the (ALL-IN-ONE) Integrated Tactile Switch Kit (part# 15169-001). Add a second station key pad to your Integrated Tactile Switch by plugging into the existing harness.



## Standard Integrated Switch Kit

### 12 & 24-Volt | Single Actuator Systems

Complete your Lenco single actuator trim tab system with the latest, maintenance-free, Standard (ALL-IN-ONE) integrated tactile switch kit design. This switch technology improves accuracy and integrates the control box functionality into the key pad bezel.



15169-001  
Single Actuator

### Features include:

- Simple, quick, Plug & Play installation
- Instant response
- Built-in retractor
- Low profile key pad design
- Self-contained key pad with waterproof Plug & Play Deutsch connectors
- Wiring harness length 30" (76.2 cm) from the back of the switch bezel
- 36" power pigtail
- 2-1/16" hole cut-out size, overall key pad size of 2.75" x 2.75"
- 4.08" clearance required from the back of the key pad's mounting location
- 5-year warranty



Lenco Part #	Description
15169-001	Standard Integrated Switch Kit with 36" (91.4 cm) Power Pigtail for Single Actuator Systems

### Replacement Parts

30140-001D	36" Power Pigtail (See page 43)
------------	---------------------------------

**ATTENTION: REPLACEMENT KEY PADS & CONTROL BOXES FOR 2016 AND PRIOR SWITCHES ARE NOT COMPATIBLE WITH THIS SWITCH KIT.**



Retail Box

## LED Integrated Switch Single Kit

### 12 & 24-Volt | Single Actuator Systems

Complete your Lenco single actuator trim tab system with the latest, maintenance-free, LED Indicator (ALL-IN-ONE) integrated tactile switch kit design. This switch technology improves accuracy and integrates the control box functionality into the key pad bezel.



15170-001  
Single Actuator

### Features include:

- Simple, quick, Plug & Play installation
- Instant response
- Built-in retractor
- Low profile key pad design
- Self-contained key pad with waterproof Plug & Play Deutsch connectors
- Wiring harness length 30" (76.2 cm) from the back of the switch bezel
- 36" power pigtail
- 2 1/16" hole cut-out size, overall key pad size of 2.75" x 2.75"
- 4.08" clearance required from the back of the key pad's mounting location
- Two high-intensity LED Indicator displays show the exact position of your trim tabs at all times
- Photo Eye for optimum viewing in all light conditions
- Backlit key pad for optimum viewing at night
- Self-Check feature
- 5-year warranty



Lenco Part #	Description
15170-001	LED Integrated Switch Kit with 36" (91.4 cm) Power Pigtail for Single Actuator Systems

### Replacement Parts

30140-001D	36" Power Pigtail (See page 43)
------------	---------------------------------

**ATTENTION: REPLACEMENT KEY PADS & CONTROL BOXES FOR 2016 AND PRIOR SWITCHES ARE NOT COMPATIBLE WITH THIS SWITCH KIT.**

## LED Integrated Switch Dual Kit

### 12 & 24-Volt | Dual Actuator Systems

Complete your Lenco dual actuator trim tab system with the latest, maintenance-free, LED Indicator (ALL-IN-ONE) integrated tactile switch kit design. This switch technology improves accuracy and integrates the control box functionality into the key pad bezel.



15171-001  
Dual Actuator

### Features include:

- Simple, quick, Plug & Play installation
- Instant response
- Built-in retractor
- Low profile key pad design
- Self-contained key pad with waterproof Plug & Play Deutsch connectors
- Wiring harness length 30" (76.2 cm) from the back of the switch bezel
- 72" power pigtail
- 2 1/16" hole cut-out size, overall key pad size of 2.75" x 2.75"
- 4.08" clearance required from the back of the key pad's mounting location
- Two high-intensity LED Indicator displays show the exact position of your trim tabs at all times
- Photo Eye for optimum viewing in all light conditions
- Backlit key pad for optimum viewing at night
- 5-year warranty



Lenco Part #	Description
15171-001	Standard Integrated Switch Kit with 72" (1.8 m) Power Pigtail for Dual Actuator Systems

### Replacement Parts

30140-202D	72" Power Pigtail (See page 43)
------------	---------------------------------

**ATTENTION: REPLACEMENT KEY PADS & CONTROL BOXES FOR 2016 AND PRIOR SWITCHES ARE NOT COMPATIBLE WITH THIS SWITCH KIT.**



### LED Indicator (TWO-PIECE) Single Kit 12 & 24-Volt | Single Actuator Systems

This LED tactile switch kit for single actuator systems has a shortened bezel for consoles which require less depth to mount. Functionality is built into the separate control box and must be mounted in a remote location.



15270-001  
Single Actuator



#### Features include:

- Simple, quick, Plug & Play installation
- Instant response
- Built-in retractor
- Low profile key pad design
- Self-contained, solid state control box with waterproof Plug & Play Deutsch connectors
- 36" power pigtail for control box
- 2-1/16" hole cut-out size, overall key pad size of 2.75" x 2.75"
- 2.33" clearance required from the back of the key pad's mounting location
- Two high-intensity LED Indicator displays show the exact position of your trim tabs at all times
- Photo Eye for optimum viewing in all light conditions
- Backlit key pad for optimum viewing at night
- Self-Check feature
- 5-year warranty



Lenco Part #	Description
15270-001	LED Indicator (TWO-PIECE) Switch Kit with 36" (91.4 cm) Power Pigtail for Single Actuator Systems

Replacement Parts	
30343-001	LED (TWO-PIECE) Key pad only
30340-001	(TWO-PIECE) Control box - Single
30140-001D	36" Power Pigtail (See page 43)

**ATTENTION: REPLACEMENT KEY PADS & CONTROL BOXES FOR 2016 AND PRIOR SWITCHES ARE NOT COMPATIBLE WITH THIS SWITCH KIT.**

### LED Indicator (TWO-PIECE) Dual Kit 12 & 24-Volt | Dual Actuator Systems

This LED tactile switch kit for dual actuator systems has a shortened bezel for consoles which require less depth to mount. Functionality is built into the separate control box and must be mounted in a remote location.



15271-001  
Dual Actuator



#### Features include:

- Simple, quick, Plug & Play installation
- Instant response
- Built-in retractor
- Low profile key pad design
- Self-contained, solid state control box with waterproof Plug & Play Deutsch connectors
- 72" power pigtail for control box
- 2-1/16" hole cut-out size, overall key pad size of 2.75" x 2.75"
- 2.33" clearance required from the back of the key pad's mounting location
- Two high-intensity LED Indicator displays show the exact position of your trim tabs at all times
- Photo Eye for optimum viewing in all light conditions
- Backlit key pad for optimum viewing at night
- 5-year warranty



Lenco Part #	Description
15271-001	LED Indicator (TWO-PIECE) Switch Kit with 72" (1.8 m) Power Pigtail for Dual Actuator Systems

Replacement Parts	
30343-001	LED (TWO-PIECE) Key pad only
30342-001	(TWO-PIECE) Control box - Dual
30140-202D	72" Power Pigtail (See page 43)

**ATTENTION: REPLACEMENT KEY PADS & CONTROL BOXES FOR 2016 AND PRIOR SWITCHES ARE NOT COMPATIBLE WITH THIS SWITCH KIT.**






**Double Rocker Switch Kit Single****12 & 24-Volt | Single Actuator Systems**

Double Rocker Switch available for Standard Trim Tabs, Standard & HD Performance Tabs (single actuator versions). Does not have our Retractor feature. Includes Deutsch connectors, 36" power pigtail and mounting hardware. Overall key pad size is 2.75" x 2.75". Key pad hole cut-out size is 2.25".



 **10222-211D**  
Single Actuator with Pigtail

**Kit contents:**

- #122 Carling Double Rocker Switch
- Plug & Play Deutsch Connectors
- 36" Power Pigtail.
- Installation hardware included
- Clam shell packaged

Lenco Part #	Description
<b>10222-211D</b>	Standard Integrated Switch Kit with 36" (91.4 cm) Power Pigtail for Single Actuator Systems


**Replacement Parts**

<b>30140-001D</b>	36" Power Pigtail (See page 43)
-------------------	---------------------------------

**Double Rocker Switch Kit Dual****12 & 24-Volt | Dual Actuator Systems**

Double Rocker Switch available for all dual actuator trim tab systems. Without Retractor feature. Overall key pad size is 2.75" x 2.75". Key pad hole cut-out size is 2.25".



 **10221-211D**  
Dual Actuator with Pigtail

**Kit contents:**

- #122 Carling Double Rocker Switch
- Plug & Play Deutsch Connectors
- 72" Power Pigtail and mounting hardware
- Installation hardware included
- Clam shell packaged

Lenco Part #	Description
<b>10221-211D</b>	Double Rocker Switch Kit with 72" (1.8 m) Power Pigtail for Dual Actuator Systems

**Replacement Parts**

<b>30140-202D</b>	72" Power Pigtail (See page 43)
-------------------	---------------------------------

**Airboat Trim Tab Rocker Switch****12 & 24-Volt | Single Actuator Systems**

Single Rocker Switch with Deutsch Connector and two 30" (76.2 cm) non-terminated power leads. Recommended for use with 15112-101 Airboat Trim Tab Kit.



 **15095-001**  
Single Actuator

**Kit contents:**

- Single Rocker Switch
- Plug & Play Deutsch Connector
- 30" non-terminated power leads
- Installation hardware included
- Clam shell packaged

Lenco Part #	Description
<b>15095-001</b>	Airboat Trim Tab Rocker Switch 12 & 24-Volt for Single Actuator Systems





**Hatch Lift Rocker Switch (Single)****12 & 24-Volt | Single Hatch Lift Application**

Single Rocker Switch for hatch lifts with two 30" non-terminated power leads. This switch is CE certified and ABYC compliant. It is also 20 amp rated and clam shell packaged.



15096-001  
Single Hatch Lift

**Hatch Lift Rocker Switch (Dual)**

Single Rocker Switch for hatch lifts with two 30" non-terminated power leads. This switch is CE certified and ABYC compliant. It is also 20 amp rated and clam shell packaged.



15098-001  
Dual Hatch Lift

**Kit contents:**


- Single Rocker Switch
- Plug & Play Deutsch Connector
- 30" non-terminated power leads
- Installation hardware included
- Clam shell packaged

Lenco Part #	Description
15096-001	Hatch Lift Rocker Switch (Single) 12 & 24-Volt for Single Hatch Lift Application

**Features include:**

- Single Rocker Switch
- Plug & Play Deutsch Connector
- 30" non-terminated power leads
- Installation hardware included
- Clam shell packaged

Lenco Part #	Description
15098-001	Hatch Lift Rocker Switch (Dual) 12 & 24-Volt for Dual Hatch Lift Application



## Flybridge Standard Kits

### For the Standard Integrated Tactile Switch Kit

12 & 24-Volt | Single Actuator Systems

Second station Standard Key Pad connecting to the (ALL-IN-ONE) Integrated Tactile Switch Kit (part# 15169-001). Add a second station key pad to your Integrated Tactile Switch by plugging into the existing harness.



#### Kit contents:

- Flybridge Standard Key Pad
- Shielded Harness 30097-xxx series



Part #	Key Pad	Shielded Harness
11841-101	Standard	10' (3 m)
11841-102	Standard	20' (6.1 m)
11841-103	Standard	30' (9.1 m)
11841-104	Standard	40' (12.2 m)
11841-105	Standard	50' (15.2 m)

#### Replacement Parts

30326-001	Second station key pad only
-----------	-----------------------------

See page 43 for replacement Flybridge Harnesses.

**ATTENTION: FLYBRIDGE KITS ARE NOT COMPATIBLE WITH OLD STYLE KEY PADS & CONTROL BOXES**

## Flybridge LED Indicator Kits

### For the LED Indicator Integrated Tactile Switch Kit

12 & 24-Volt | Single and Dual Actuator Systems

Second station LED Key Pad connecting to the (ALL-IN-ONE) Integrated Tactile Switch Kit (part# 15170-001). Add a second station key pad to your Integrated Tactile Switch by plugging into the existing harness.



#### Kit contents:

- Flybridge LED Key Pad
- Shielded Harness 30097-xxx series



Part #	Key Pad	Shielded Harness
11841-001	LED	10' (3 m)
11841-002	LED	20' (6.1 m)
11841-003	LED	30' (9.1 m)
11841-004	LED	40' (12.2 m)
11841-005	LED	50' (15.2 m)

#### Replacement Parts

30325-001	Second station key pad only
-----------	-----------------------------

See page 43 for replacement Flybridge Harnesses.

**ATTENTION: FLYBRIDGE KITS ARE NOT COMPATIBLE WITH OLD STYLE KEY PADS & CONTROL BOXES**

## Flybridge LED Indicator Kits

### For the LED Indicator (TWO-PIECE) Tactile Switch Kit

12 & 24-Volt | Single and Dual Actuator Systems

Second station LED Key Pad connecting to the (TWO-PIECE) Tactile Switch Kit (part# 15270-001 and/or 15271-001). Add this second station key pad to your (TWO-PIECE) Tactile Switch by plugging into the Y Connector harness.



#### Kit contents:

- Flybridge LED Key Pad
- Shielded Harness 30097-xxx series
- Y Connector (See page 43)



Part #	Key Pad	Shielded Harness
11941-001	LED	10' (3 m)
11941-002	LED	20' (6.1 m)
11941-003	LED	30' (9.1 m)
11941-004	LED	40' (12.2 m)
11941-005	LED	50' (15.2 m)

#### Replacement Parts

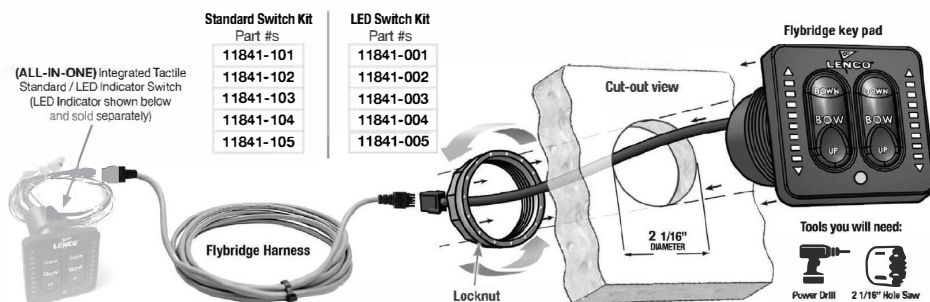
30325-001	Second station key pad only
30209-001	Y Connector (See page 43)

See page 43 for replacement Flybridge Harnesses.


**ATTENTION: FLYBRIDGE KITS ARE NOT COMPATIBLE WITH OLD STYLE KEY PADS & CONTROL BOXES**



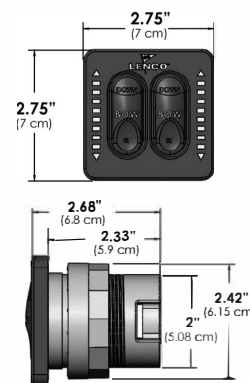
**Flybridge Kit Standard or LED Key Pad connecting to the (ALL-IN-ONE) Integrated Tactile Switch Kit**  
Wiring Diagram - see chart below for part numbers



**Flybridge Kit LED Key Pad connecting to the (TWO-PIECE) Tactile Switch Kit**  
Wiring Diagram - see chart below for part numbers



**Flybridge Kit Standard or LED Key Pad**  
Key pad and bezel dimensions and installation instructions



Align the center bit of a 2 1/16" (5.24 cm) hole saw with the cross hairs in the center of the desired mounting area and drill straight down through the console, providing additional clearance for switch and electrical connection. Insert the switch into the console cutout hole then hand-tighten the Bezel Locknut clockwise onto the backside of the key pad.

**NOTE:** See cutout template on inside back cover of our owners manual.



# LENCO TRIM TAB ACTUATOR GUIDE

## 2 EASY STEPS TO FIND YOUR REPLACEMENT ACTUATOR

### step 1

Follow this branding code digit to the chart below to identify the actuator type.

### step 2

Follow this branding code digit to identify the hole size(s) for mounting.

5 DIGIT  
BRANDING  
CODE



Location of the imprinted actuator branding code

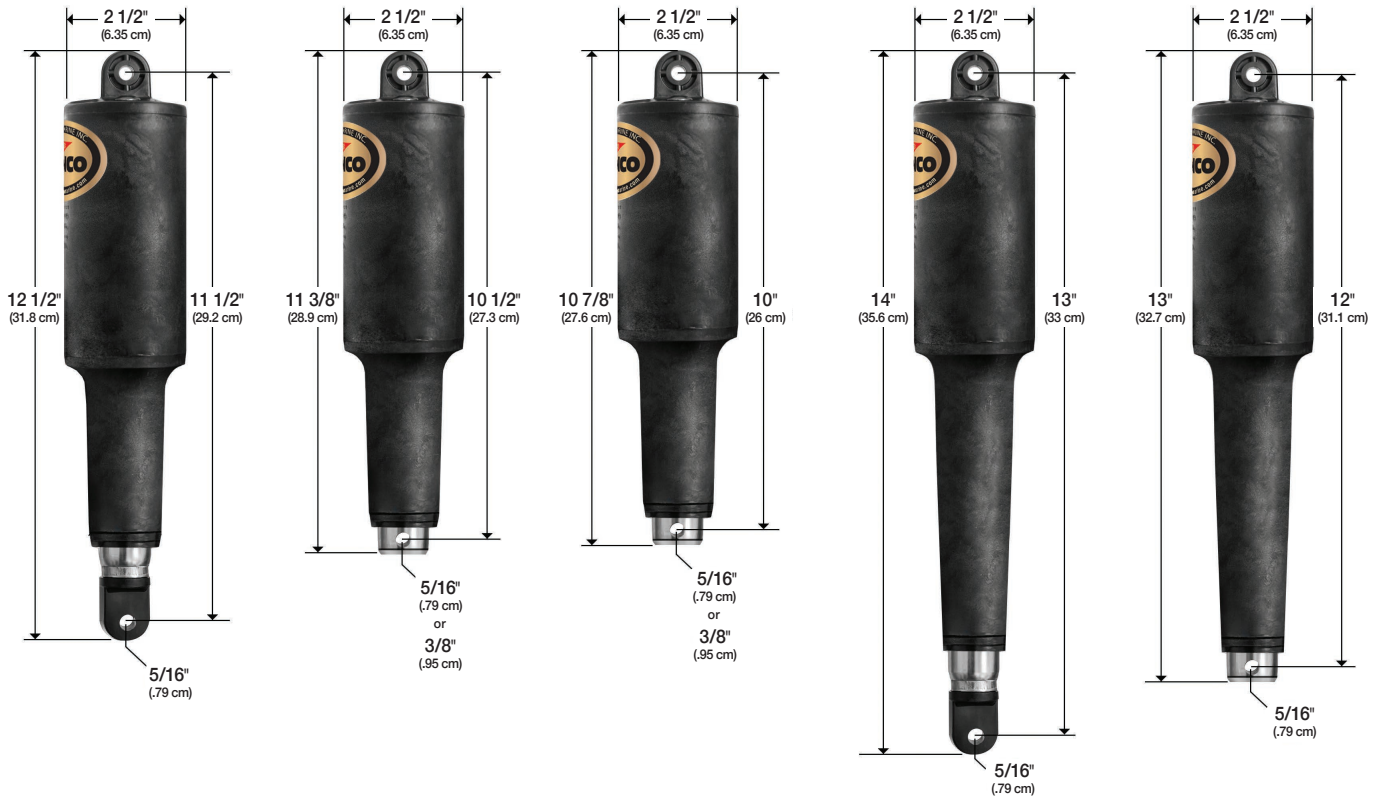


Lenco Part #	Actuator Type	Hole Size	Actuator	Stroke Length	Voltage	Wire Length	Top Hole	End Hole
15054-001	A	1	101	2.25"	12V	6'	5/16"	5/16"
15061-001	B	1	101	2.25"	24V	6'	5/16"	5/16"
15055-001	C	2	101XD	2.25"	12V	6'	5/16"	5/16"
15056-001	C	3	101XD	2.25"	12V	6'	3/8"	3/8"
15056-002	C	4	101XD	2.25"	12V	6'	5/16"	3/8"
15062-001	D	2	101XD	2.25"	24V	6'	5/16"	5/16"
15063-001	D	3	101XD	2.25"	24V	6'	3/8"	3/8"
15063-002	D	4	101XD	2.25"	24V	6'	5/16"	3/8"
15057-001	E	2	101XDS	2.25"	12V	6'	5/16"	5/16"
15058-001	E	3	101XDS	2.25"	12V	6'	3/8"	3/8"
15066-001	G	1	102S	4.25"	24V	6'	5/16"	5/16"
15059-001	F	1	102S	4.25"	12V	6'	5/16"	5/16"
15067-001	H	2	102XD	4.25"	24V	6'	5/16"	5/16"
15060-001	P,I,J	2	102HD	4.25"	12V	6'	5/16"	5/16"
15131-001	K,R	2	102HD	4.25"	24V	6'	5/16"	5/16"

For additional actuators not shown on this guide please call Lenco Marine at (772) 288-2662 or visit [lencomarine.com](http://lencomarine.com)



## ACTUATORS



**101 Standard Actuator**  
2 1/4" Stroke (5.715 cm)

The 101 Actuator is used in all Standard, Edge Mount and Standard Performance kits. 2 1/4" stroke - Overall length tip to tip = 12 1/2 inches.

**15054-001**  
12-volt actuator with 5/16" mounting hardware with 6' cable

**15061-001**  
24-volt actuator 5/16" mounting hardware with 6' cable

**101 XD Actuator**  
2 1/4" Stroke (5.715 cm)

The 101 XD Actuator is used mostly with HD, XD, High Performance & Super Strong tabs. 2 1/4" stroke - Overall length tip to tip = 11 3/8 inches.

**15055-001**  
12-volt, 5/16" mounting hardware with 6' cable

**15062-001**  
24-volt, 5/16" mounting hardware with 6' cable

**15056-001**  
12-volt, 3/8" mounting hardware with 6' cable

**15063-001**  
24-volt, 3/8" mounting hardware with 6' cable

**15056-002**  
12-volt, 5/16" upper & 3/8" lower mounting hardware with 6' cable

**15063-002**  
24-volt, 5/16" upper & 3/8" lower mounting hardware with 6' cable

**101 XDS (Short) Actuator**  
2 1/4" Stroke (5.715 cm)

The 101 XDS Actuator is used with OEM specific kits & limited space applications; it is the shortest actuator we manufacture. 2 1/4" stroke - Overall length tip to tip = 10 7/8 inches.

**15057-001**  
12-volt, 5/16" mounting hardware with 6' cable

**15058-001**  
12-volt, 3/8" mounting hardware with 6' cable

**102 Actuator**  
4 1/4" Stroke (10.795 cm)

The 102 Actuator is used with Trolling Tab systems sold prior to 2000 and OEM applications. 4 1/4" stroke. Overall length tip to tip = 14".

**15059-001**  
12-volt, 5/16" mounting hardware with 6' cable

**15066-001**  
24-volt, 5/16" mounting hardware with 6' cable

**102 HD/XD Actuator**  
4 1/4" Stroke (10.795 cm)

The 102 HD Actuator is used with Trolling Tab systems sold after 2000 and OEM applications. 4 1/4" stroke. Overall length tip to tip = 13 inches.

**15060-001** (102 HD)  
12-volt, 5/16" mounting hardware with 6' cable. (Shown above)

**15131-001** (102 HD)  
24-volt, 5/16" mounting hardware with 6' cable

Replacement Actuators are packaged with Deutsch connectors and all stainless steel mounting hardware.

The entire Actuator is fully submersible, maintenance-free and sealed for life with a 5 year warranty.



**102 XD Actuator**  
4 1/4" Stroke (10.795 cm)

**15067-001** (102 XD)  
Similar to 15060-001 24-volt, 5/16" mounting hardware with 6' cable & an overall length tip to tip of 13 1/4 inches. (Not shown)

## ELECTRIC HATCH LIFTS 12 & 24-Volt Models

12 and 24-Volt with 2' (61 cm) leads and deutsch connectors. In-line motor design delivers over 500 lbs. of force. Includes high impact, corrosion proof mounting brackets and stainless steel pull pins.





## Hatch Lift Features:

- Clear anodized aluminum tubing
- Sizes 4" (10.1 cm) through 30" (76.2) stroke and available in 12 & 24-volt
- Complete with 2' (61 cm) lead and Deutsch plug (see actuator extension harnesses on page 42)
- Clutchless ball screw design will not drift, never binds and runs in sync on dual lift applications
- In-line motor design delivers over 500 lbs. (226.79 Kg) of force
- Water-resistant and made entirely of non-corrosive materials
- Ball screw spins freely when hatch is fully opened or closed eliminating limit switches and burned out motors
- High impact, corrosion proof mounting brackets with stainless steel pull pins
- Powdered metal gears for strength and precision
- Stainless steel ram locks in any position
- CE-certified, ignition protected and ABYC compliant




**ATTENTION** 20 amp circuit breaker & 20 amp rated switch required.

## OPTIONAL HATCH LIFT ACCESSORIES AVAILABLE



**Stainless Steel Non-locking Slide Bracket**  
For hatch lifts. In case of power failure, this bracket allows you to pull the hatch open a minimum of 5" (12.7 cm) in order to remove bolt for access.  
**70381-001**



**Stainless Steel Pull Pin**  
Clamshell packaged  
**60101-001D**



**Hatch Lift Rocker Switch (Single)**  
**12 & 24-Volt | Single Hatch Lift Application**  
Rocker Switch for hatch lifts with two 30" non-terminated power leads. This switch is CE certified and ABYC compliant. It is also 20 amp rated and clam shell packaged.  
**15096-001**



**Hatch Lift Rocker Switch (Single)**  
**12 & 24-Volt | Dual Hatch Lift Application**  
Rocker Switch for hatch lifts with two 30" non-terminated power leads. This switch is CE certified and ABYC compliant. It is also 20 amp rated and clam shell packaged.  
**15098-001**

## Lenco Electric Hatch Lifts

L.O.A. = Length overall, measuring from top bracket to bottom bracket

### 12-Volt Models

Lenco Part#	Superseded Part#	Approximate L.O.A. Retracted	Approximate Stroke	Approximate L.O.A. Extended
<b>20760-001</b>	HL-400	15" (38.1 cm)	4" (10.1 cm)	19" (48.3 cm)
<b>20762-001</b>	HL-600	20" (50.8 cm)	6" (15.2 cm)	26" (66.0 cm)
<b>20764-001</b>	HL-800S	20" (50.8 cm)	8" (20.3 cm)	28" (71.1 cm)
<b>20766-001</b>	HL-800	24" (60.9 cm)	8" (20.3 cm)	32" (81.2 cm)
<b>20768-001</b>	HL-1200S	24" (60.9 cm)	12" (30.5 cm)	36" (91.4 cm)
<b>20770-001</b>	HL-1200	29" (73.7 cm)	12" (30.5 cm)	41" (104 cm)
<b>20774-001</b>	HL-1600S	29" (73.7 cm)	16" (40.6 cm)	45" (114 cm)
<b>20776-001</b>	HL-1600	33" (83.8 cm)	16" (40.6 cm)	49" (124 cm)
<b>20778-001</b>	HL-2000S	33" (83.8 cm)	20" (50.8 cm)	53" (134 cm)
<b>20780-001</b>	HL-2000	37" (93.9 cm)	20" (50.8 cm)	57" (144 cm)
<b>20782-001</b>	HL-2400S	37" (93.9 cm)	24" (60.9 cm)	61" (154 cm)
<b>20784-001</b>	HL-2400	41" (104 cm)	24" (60.9 cm)	65" (165 cm)
<b>20786-001</b>	HL-2600	47" (119 cm)	26" (66.0 cm)	73" (185 cm)
<b>20788-001</b>	HL-3000	47" (119 cm)	30" (76.2 cm)	77" (195 cm)

### 24-Volt Models

<b>20761-001</b>	HL-400/24V	15" (38.1 cm)	4" (10.1 cm)	19" (48.3 cm)
<b>20763-001</b>	HL-600/24V	20" (50.8 cm)	6" (15.2 cm)	26" (66.0 cm)
<b>20765-001</b>	HL-800S/24V	20" (50.8 cm)	8" (20.3 cm)	28" (71.1 cm)
<b>20767-001</b>	HL-800/24V	24" (60.9 cm)	8" (20.3 cm)	32" (81.2 cm)
<b>20769-001</b>	HL-1200S/24V	24" (60.9 cm)	12" (30.5 cm)	36" (91.4 cm)
<b>20771-001</b>	HL-1200/24V	29" (73.7 cm)	12" (30.5 cm)	41" (104 cm)
<b>20775-001</b>	HL-1600S/24V	29" (73.7 cm)	16" (40.6 cm)	45" (114 cm)
<b>20777-001</b>	HL-1600/24V	33" (83.8 cm)	16" (40.6 cm)	49" (124 cm)
<b>20779-001</b>	HL-2000S/24V	33" (83.8 cm)	20" (50.8 cm)	53" (134 cm)
<b>20781-001</b>	HL-2000/24V	37" (93.9 cm)	20" (50.8 cm)	57" (144 cm)
<b>20783-001</b>	HL-2400S/24V	37" (93.9 cm)	24" (60.9 cm)	61" (154 cm)
<b>20785-001</b>	HL-2400/24V	41" (104 cm)	24" (60.9 cm)	65" (165 cm)
<b>20787-001</b>	HL-2600/24V	47" (119 cm)	26" (66.0 cm)	73" (185 cm)
<b>20789-001</b>	HL-3000/24V	47" (119 cm)	30" (76.2 cm)	77" (195 cm)

# Bennett Hydraulic-to-Lenco Electric CONVERSION & PERFORMANCE UPGRADE KIT

No more replacing unreliable hydraulic pump units.

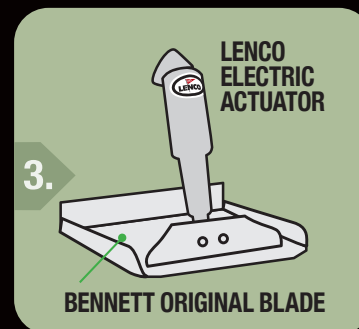
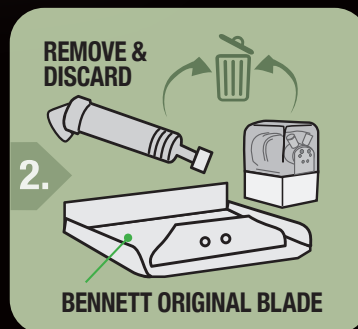
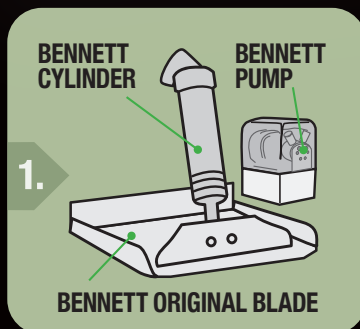


- ▶ Upgrade to our instant response electric actuators
- ▶ Improved boat performance
- ▶ Eliminate messy hydraulic pump unit
- ▶ Use your existing Bennett trim blades
- ▶ No new holes to drill
- ▶ Retrofits other hydraulic systems with minor modifications

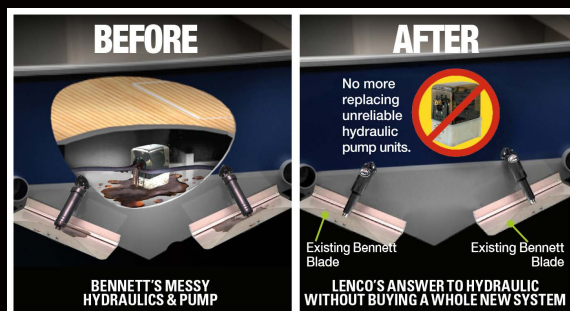


Now you don't have to buy a new boat or an entire new set of trim tabs to get all the advantages of the latest in trim tab technology. Lenco's high-performance instant response actuators are now available to retrofit any boat equipped with the standard length Bennett hydraulic cylinders.

Use existing Bennett trim blades and hinges.



This simple Conversion & Performance Upgrade Kit includes everything necessary to upgrade your current boat without any drilling or filling of holes. You simply discard the hydraulic pump unit and the two Bennett cylinders. Lenco's new upper mounting brackets fit the existing Bennett mounting holes on the transom. Install the two Lenco electric actuators on your existing Bennett trim blades using the existing lower actuator brackets. Connect our actuator wiring to the existing harness. Jumper wires are included for attaching to current Bennett rocker switch or you may also complement your upgrade kit by adding any Lenco switch kit including the Auto Glide system.



Lenco Part #	Description
15064-001	12-Volt Aftermarket (BRK) Conversion Kit
15065-001	24-Volt Aftermarket (BRK) Conversion Kit



INSTANT  
RESPONSE



FUEL  
EFFICIENT



100%  
ELECTRIC



ECO  
FRIENDLY



AUTO GLIDE  
COMPATIBLE





Standard Finish Blade

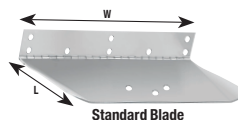


Electro-Polish Finish Blade

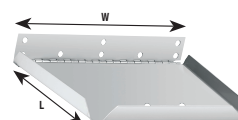
### Limited Space Replacement Blades

11 gauge 304 stainless steel blades  
Sold individually

Part#	Blade Series	Blade Finish	L"XW"
50480-001	Limited Space	Standard	4 x 12
50480-021	Limited Space	Electro-Polished	4 x 12



Standard Blade



Edge Mount Blade

### Most Common Replacement Blades

12 gauge 304 stainless steel blades  
Sold individually

Part#	Blade Series	Blade Finish	L"XW"
20141-001	Standard	Standard	9 x 12
20149-001	Standard	Standard	12 x 12
20150-001	Standard	Standard	12 x 18
20160-001	Edge Mount	Standard	12 x 12

## Replacement Blades Stainless steel blades - Sold individually

Part#	Blade Series	L"XW"	Gauge	Blade Finish
20797-001	Limited Space XDS	4 x 12	12	Standard
20797-021	Limited Space XDS	4 x 12	12	Electro-Polish
20974-001	Limited Space 101	4 x 12	12	Standard
20974-021	Limited Space 101	4 x 12	12	Electro-Polish
50480-001	Limited Space	4 x 12	11	Standard
50480-021	Limited Space	4 x 12	11	Electro-Polish
20140-001	Standard Series	9 x 9	12	Standard
20141-001	Standard Series	9 x 12	12	Standard
20141-021	Standard Series	9 x 12	12	Electro-Polish
20142-001	Standard Series	9 x 18	12	Standard
20143-001	Standard Series	9 x 24	12	Standard
20144-001	Standard Series	9 x 30	12	Standard
20145-001	Standard Series	9 x 36	12	Standard
20146-001	Standard Series	9 x 40	12	Standard
20149-001	Standard Series	12 x 12	12	Standard
20149-021	Standard Series	12 x 12	12	Electro-Polish
20150-001	Standard Series	12 x 18	12	Standard
20151-001	Standard Series	12 x 24	12	Standard
20152-001	Standard Series	12 x 30	12	Standard
20153-001	Standard Series	12 x 36	12	Standard
20154-001	Standard Series	12 x 40	12	Standard
20157-001	Edge Mount	9 x 9	12	Standard
20158-001	Edge Mount	9 x 12	12	Standard
20159-001	Edge Mount	12 x 9	12	Standard
20159-021	Edge Mount	12 x 9	12	Electro-Polish
20160-001	Edge Mount	12 x 12	12	Standard
20160-021	Edge Mount	12 x 12	12	Electro-Polish
20161-001	Edge Mount	12 x 18	12	Standard
20072-001	Standard Performance	9 x 9	12	Electro-Polish
20075-001	Standard Performance	9 x 12	12	Electro-Polish
20078-001	Standard Performance	12 x 9	12	Electro-Polish
20081-001	Standard Performance	12 x 12	12	Electro-Polish
20084-001	Standard Performance	14 x 12	12	Electro-Polish
20087-001	Standard Performance	16 x 12 (port)	12	Electro-Polish
20087-002	Standard Performance	16 x 12 (starboard)	12	Electro-Polish
20093-001	Standard Performance	18 x 14 (port)	12	Electro-Polish
20093-002	Standard Performance	18 x 14 (starboard)	12	Electro-Polish
20759-001	Airboat	9 x 12	12	Standard
20845-001	Airboat	9 x 14	12	Standard

Part#	Blade Series	L"XW"	Gauge	Blade Finish
20642-001	Heavy Duty Performance	12 x 12 (port)	12	Electro-Polish
20642-002	Heavy Duty Performance	12 x 12 (starboard)	12	Electro-Polish
20743-001	Heavy Duty Performance	14 x 12 (port)	12	Electro-Polish
20743-002	Heavy Duty Performance	14 x 12 (starboard)	12	Electro-Polish
20646-001	Heavy Duty Performance	16 x 12 (port)	12	Electro-Polish
20646-002	Heavy Duty Performance	16 x 12 (starboard)	12	Electro-Polish
20644-001	Heavy Duty Performance	18 x 14 (port)	12	Electro-Polish
20644-002	Heavy Duty Performance	18 x 14 (starboard)	12	Electro-Polish
20168-001	Super Strong (2016 & Prior)	12 x 18	7	Standard
20169-001	Super Strong (2016 & Prior)	12 x 24	7	Standard
20170-001	Super Strong (2016 & Prior)	12 x 30	7	Standard
20171-001	Super Strong (2016 & Prior)	12 x 36	7	Standard
20172-001	Super Strong (2016 & Prior)	16 x 24	7	Standard
20173-001	Super Strong (2016 & Prior)	16 x 30	7	Standard
20174-001	Super Strong (2016 & Prior)	16 x 36	7	Standard
20175-001	Super Strong (2016 & Prior)	16 x 42	7	Standard
21393-001	Super Strong (2017 +)	12 x 18	7	Standard
21402-001	Super Strong (2017 +)	12 x 24	7	Standard
21452-001	Super Strong (2017 +)	12 x 30	7	Standard
21453-001	Super Strong (2017 +)	12 x 36	7	Standard
21404-001	Super Strong (2017 +)	16 x 24	7	Standard
21403-001	Super Strong (2017 +)	16 x 30	7	Standard
21405-001	Super Strong (2017 +)	16 x 36	7	Standard
21394-001	Super Strong (2017 +)	16 x 42	7	Standard
20380-001	High Performance	14 x 12 (port)	7	Electro-Polish
20380-002	High Performance	14 x 12 (starboard)	7	Electro-Polish
20374-001	High Performance	18 x 12 (port)	7	Electro-Polish
20374-002	High Performance	18 x 12 (starboard)	7	Electro-Polish
20376-001	High Performance	21 x 14 (port)	7	Electro-Polish
20376-002	High Performance	21 x 14 (starboard)	7	Electro-Polish
20378-001	High Performance	25 x 14 (port)	7	Electro-Polish
20378-002	High Performance	25 x 14 (starboard)	7	Electro-Polish
20725-001	High Performance	29 x 14 (port)	7	Electro-Polish
20725-002	High Performance	29 x 14 (starboard)	7	Electro-Polish
20129-001	Extreme Duty Perform.	17 x 12 (port)	10	Electro-Polish
20129-002	Extreme Duty Perform.	17 x 12 (starboard)	10	Electro-Polish
20330-001	Extreme Duty Perform.	19 x 14 (port)	10	Electro-Polish
20330-002	Extreme Duty Perform.	19 x 14 (starboard)	10	Electro-Polish
20623-001	Extreme Duty Perform.	24 x 14 (port)	10	Electro-Polish
20623-002	Extreme Duty Perform.	24 x 14 (starboard)	10	Electro-Polish



### Universal Actuator Mounting Bracket Replacement Kit (for 1 Actuator)

15085-001 Upper Mounting Bracket w/ Gland Seal  
50015-001 Upper Mounting Bracket w/ Gland Seal  
50014-001 Lower Mounting Bracket

Includes all stainless steel hardware and Delrin pin. Clamshell packaged.

**15099-001**



### Standard Actuator Hardware Kit

Used in conjunction with Lenco 101 & 102 Standard Actuators. Includes all stainless steel hardware and Delrin pins. Clamshell packaged.

**10250-401D**



### Remote Gland Seal Kit

Used as an alternative method by routing the actuator wires through the transom above or below the waterline. Contents: (2) mounts, (2) gland seals and (6) mounting screws. Clam shell packaged.


**15084-001**



### 120 Lower Mounting Bracket Kit For XD and XDS Actuators

Used in conjunction with new XD and XDS Actuator applications. Includes all stainless steel hardware. Clamshell packaged.

**15140-001**



### Upper Mounting Bracket With Gland Seal

Crastin (3 screw holes, 1 wire hole) 2008 through Current - New Style. Clam shell packaged

**15085-001**



### Standard Upper Mounting Bracket With Gland Seal

Crastin (3 screw holes, 1 wire hole) Previous through 2007 - Old Style. Clam shell packaged

**50015-001D**



### 7 Degree Mounting Shim

For Upper & Lower Mounting Bracket - Crastin Clam shell packaged - Only compatible with 50014-001D and 50015-001D

**50015-002D**



### Standard Lower Mounting Bracket

Crastin (3 screw holes) Clam shell packaged

**50014-001D**



### Compact Upper Bracket

Crastin (2 screw holes, 1 wire hole) To be used in applications with limited space - Clam shell packaged

**50225-001D**



### Hinge & Upper Bracket Mounting Screws

44 replacement screws - Clam shell packaged

**10030-001D**

### Replacement Hardware for your Lenco Actuator



### Universal Actuator Replacement Hardware Kit

Contents will replace all hardware on any (1) Lenco electric actuator. Clam shell packaged.

**10250-410D**



Retail Clamshell

### FOR USE WITH THESE ACTUATORS:

15054-001	15057-001	15061-001	15066-001	15129-001
15055-001	15058-001	15062-001	15067-001	15130-001
15056-001	15059-001	15063-001	15120-001	15131-001
15056-002	15060-001	15063-002	15122-001	15132-001



### 3 3/4" (9.5 cm) Sacrificial Anode


Zinc Sacrificial Anode w/mounting screw. Pack of 2. Clamshell packaged.

**15093-001**

### 1 7/8" (4.8 cm) Sacrificial Anode

Zinc Sacrificial Anode w/mounting screw. Pack of 2. Clamshell packaged.


**15092-001**



### Deutsch Plug Kit (Pack of 5)

Actuator and Actuator Extension Harness Deutsch Plug Kit. Includes 5 plugs and 5 wedges. Clam shell packaged.

**15107-001**



### Deutsch Receptacle Kit (Pack of 5)

Actuator Extension Harness Deutsch Receptacle Kit. Includes 5 receptacles and 5 wedges. Clam shell packaged.

**15107-002**



### Deutsch Plug Electrical Repair Kit (16 pieces)

Includes 16 pieces total (plugs, receptacles and wedges). Clam shell packaged.

**15086-001**



### Actuator Extension Harnesses Deutsch Connected & ABYC Compliant

Sold individually - one required per actuator.

Lenco Part #	Description
<b>30133-001D</b>	7' (2.3 m) 16-AWG / Clamshell Packaged
<b>30133-002D</b>	14' (4.3 m) 16-AWG / Clamshell Packaged
<b>30133-103D</b>	20' (6.1 m) 14-AWG / Clamshell Packaged
<b>30142-201</b>	26' (7.9 m) 12-AWG / Poly Bagged
<b>30142-202</b>	32' (9.8 m) 12-AWG / Poly Bagged
<b>30142-104</b>	45' (13.7m) 10-AWG / Poly Bagged



**Replacement Hatch Lift Pull Pin**

Used in conjunction w/ all Lenco 12 & 24-Volt Hatch Lifts. Clamshell packaged.

**60101-001D****Delrin Mounting Pin (2 pack)**

For 101 & 102 Actuators (1.5") Pack of 2

**15087-001****Delrin Mounting Pin (10 pack)**

For 101 & 102 Actuators (1.5")

Dealer pack of 10

**15087-002****36" Power Pigtail**

36" Pigtail for 124SSR, 123SC & 122 (14-AWG wires w/ DTP Plug) Clam Shell Packaged.

**30140-001D****72" Power Pigtail**

72" Pigtail for 124SSR, 123SC & 122 (10-AWG Wires w/ DTP Plug) Clam Shell Packaged.

**30140-202D****72" Power Pigtail**

Pigtail for 123DRSCCB Dual Ram Control Box (10-AWG Wires w/ DTHD Plug) Box Packaged.

**10249-001****Replacement Flybridge Second Station Key Pad Extension Harnesses**

For extending the distance between the Key Pad and the control box when the measurement exceeds 34" (86.4 cm)

Part #	Description
<b>30097-001</b>	10' Key Pad Extension Harness - Overmolded Connector
<b>30097-002</b>	20' Key Pad Extension Harness - Overmolded Connector
<b>30097-003</b>	30' Key Pad Extension Harness - Overmolded Connector
<b>30097-004</b>	40' Key Pad Extension Harness - Overmolded Connector
<b>30097-005</b>	50' Key Pad Extension Harness - Overmolded Connector

**Replacement Y Connector Harness Only**

Used in conjunction with our Flybridge LED Indicator Kits. Clamshell packaged.

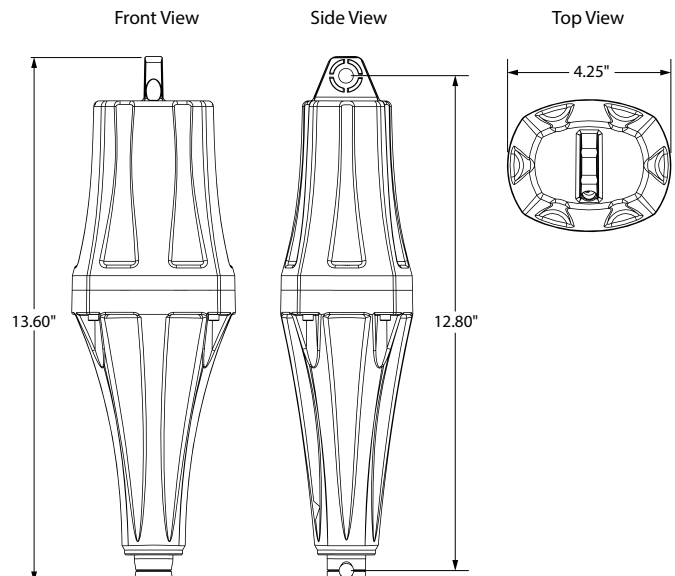
**30209-001D****HD Heavy-Duty Actuator** **NEW**

The Lenco HD Heavy-Duty Actuator is designed to push twice the weight as its 101 and 102 actuator predecessors. It is intended to be used in conjunction with multiple Lenco trim tab systems.

Boat lengths up to 80'.

**15158-001****Features include:**

- 1000 lbs push
- Highly durable Polyphthalamide housing
- Larger high torque motor
- Dual gear train parallel configuration
- 3/8" upper and lower mounting capability
- About a 1/2 inch longer than 102 XD
- 14 AWG gauge wire with Deutsch connectors
- Compatible with present switches



Part #	Description
<b>15158-001</b>	Kit, HD Actuator, 2 1/4" stroke, 6' cable, 12V
<b>15159-001</b>	Kit, HD Actuator, 2 1/4" stroke, 6' cable, 24V
<b>15160-001</b>	Kit, HD Actuator, 4 1/4" stroke, 6' cable, 12V
<b>15161-001</b>	Kit, HD Actuator, 4 1/4" stroke, 6' cable, 24V





Part #	Page	Part #	Page	Part #	Page	Part #	Page	Part #	Page
10030-001D	42	11941-001	34, 35	15021-101	18	15045-101	15	15068-101	17
10221-211D	32	11941-002	34, 35	15022-101	18	15046-101	15	15084-001	42
10222-201D	31	11941-003	34, 35	15023-101	18	15047-101	15	15085-001	42
10222-211D	32	11941-004	34, 35	15024-101	18	15048-101	16	15086-001	42
10249-001	26, 27, 43	11941-005	34, 35	15025-101	18	15049-101	16	15087-001	43
10250-401D	42	15000-101	10	15026-101	18	15050-101	17	15087-002	43
10250-410D	42	15001-101	10	15027-101	18	15051-101	17	15088-101	13
11103-001	27	15002-101	10	15028-101	18	15052-101	13	15092-001	42
11201-001	27	15003-101	10	15029-101	18	15054-001	37	15093-001	42
11202-001	27	15004-101	10	15030-101	18	15055-001	37	15095-001	13, 32
11202-002	27	15005-101	10	15031-101	18	15056-001	37	15096-001	33, 39
11202-003	27	15007-101	10	15032-101	18	15056-002	37	15098-001	33, 39
11202-004	27	15008-101	10	15033-101	18	15057-001	37	15099-001	42
11202-005	27	15009-101	10	15034-101	14	15058-001	37	15101-104	12
11841-001	34, 35	15010-101	10	15035-101	14	15059-001	37	15102-104	12
11841-002	34, 35	15011-101	10	15036-101	14	15060-001	37	15103-104	12
11841-003	34, 35	15013-101	11	15037-101	14	15061-001	37	15104-102	12
11841-004	34, 35	15014-101	11	15038-101	14	15062-001	37	15105-102	12
11841-005	34, 35	15015-101	11	15039-101	14	15063-001	37	15106-102	12
11841-101	34, 35	15016-101	11	15040-101	14	15063-002	37	15107-001	42
11841-102	34, 35	15017-101	11	15041-101	14	15064-001	40	15107-002	42
11841-103	34, 35	15018-101	18	15042-101	14	15065-001	40	15108-103	12
11841-104	34, 35	15019-101	18	15043-101	14	15066-001	37	15109-103	12
11841-105	34, 35	15020-101	18	15044-101	14	15067-001	37	15110-103	12

Part #	Page	Part #	Page	Part #	Page	Part #	Page	Part #	Page
15112-101	13	15500-101	26	20149-001	41	20374-001	41	20763-001	39
15113-101	10	15501-101	26	20149-021	41	20374-002	41	20764-001	39
15114-101	10	15503-101	27	20150-001	41	20376-001	41	20765-001	39
15115-101	11	15504-101	26	20151-001	41	20376-002	41	20766-001	39
15116-101	11	15505-101	26	20152-001	41	20378-001	41	20767-001	39
15125-101	13	20072-001	41	20153-001	41	20378-002	41	20768-001	39
15126-101	13	20075-001	41	20154-001	41	20380-001	41	20769-001	39
15131-001	37	20078-001	41	20157-001	41	20380-002	41	20770-001	39
15140-001	42	20081-001	41	20158-001	41	20623-001	41	20771-001	39
15145-101	17	20084-001	41	20159-001	41	20623-002	41	20774-001	39
15146-101	17	20087-001	41	20159-021	41	20642-001	41	20775-001	39
15147-101	17	20087-002	41	20160-001	41	20642-002	41	20776-001	39
15148-101	17	20093-001	41	20160-021	41	20644-001	41	20777-001	39
15149-101	17	20093-002	41	20161-001	41	20644-002	41	20778-001	39
15150-101	17	20129-001	41	20168-001	41	20646-001	41	20779-001	39
15158-001	43	20129-002	41	20169-001	41	20646-002	41	20780-001	39
15159-001	43	20140-001	41	20170-001	41	20725-001	41	20781-001	39
15160-001	43	20141-001	41	20171-001	41	20725-002	41	20782-001	39
15161-001	43	20141-021	41	20172-001	41	20743-001	41	20783-001	39
15169-001	30	20142-001	41	20173-001	41	20743-002	41	20784-001	39
15170-001	30	20143-001	41	20174-001	41	20759-001	41	20785-001	39
15171-001	30	20144-001	41	20175-001	41	20760-001	39	20786-001	39
15270-001	31	20145-001	41	20330-001	41	20761-001	39	20787-001	39
15271-001	31	20146-001	41	20330-002	41	20762-001	39	20788-001	39



Part #	Page	Part #	Page	Part #	Page
20789-001	39	30142-104	42	30268-001D	26, 27
20797-001	41	30142-201	42	30268-002D	26, 27
20797-021	41	30142-202	42	30269-001D	27
20845-001	41	30209-001D	34, 43	30269-002D	27
20974-001	41	30246-001D	27	30269-003D	27
20974-021	41	30247-001	26	30277-001D	27
21393-001	41	30248-001	26	30281-001D	26, 27
21394-001	41	30252-001D	27	30325-001	34
21402-001	41	30254-001D	26	30326-001	34
21403-001	41	30254-002D	27	30340-001	31
21404-001	41	30255-001	26	30342-001	31
21405-001	41	30256-001	26	30343-001	31
21452-001	41	30257-001D	27	50014-001D	42
21453-001	41	30258-001D	27	50015-001D	42
30097-001	43	30259-001D	26, 27	50015-002D	42
30097-002	43	30260-001D	27	50225-001D	42
30097-003	43	30260-002D	27	50480-001	41
30097-004	43	30260-003	27	50480-021	41
30097-005	43	30260-004	27	60101-001D	39, 43
30133-001D	42	30260-005	27	70381-001	39
30133-002D	42	30260-006	27	70567-001	27
30133-103D	42	30262-001D	26, 27	70568-001	27
30140-001D	26-27,30-32,43	30266-001	26, 27		
30140-202D	27, 30-32, 43	30267-001D	26, 27		

Lenco Marine  
4700 SE Municipal Court  
Stuart, Florida 34997  
p 772.288.2662  
f 772.288.2566

[www.lencomarine.com](http://www.lencomarine.com)  
[info@lencomarine.com](mailto:info@lencomarine.com)

©2020 Lenco Marine  
All rights reserved

Unauthorized copying or  
reproduction is a violation  
of applicable laws.

A division of  
**POWER PRODUCTS**  
LNC\_CAT\_003\_1119



**POWER PRODUCTS**  
Marine & Mobile Solutions

**ANCOR** **BEP**

**BLUE SEA**  
SYSTEMS

**C203**



**MARINCO**

**MASTERVOLT**

**ProMariner™**